



## Security Target Lite of HELIUM R1.05

---

*D1603818, Release 1.5p, April 25<sup>th</sup> 2025*

*Security Target Lite*

**REVISION HISTORY**

Ver	Date	Author	Description of the modifications
1.0p	12/04/2024	C. TERI	Official release
1.1p	30/04/2024	C. TERI	Official release aligned with ST v1.1
1.2p	13/05/2024	C. TERI	Official release aligned with ST v1.2
1.3p	14/02/2025	B. POLA	Official release aligned with ST v1.3
1.4p	14/03/2025	B. POLA	Official release aligned with ST v1.4
1.5p	25/04/2025	B.POLA	Official release aligned with ST v1.5

## TABLE OF CONTENTS

1	ST Introduction .....	8
1.1	ST reference .....	8
1.2	TOE reference.....	8
2	TOE Overview .....	9
2.1	TOE description.....	9
2.2	TOE type and usage .....	9
2.3	TOE life-cycle.....	12
2.3.1	Non-TOE HW/SW/FW available to the TOE .....	14
2.4	TOE scope .....	15
2.4.1	Physical scope .....	15
2.4.2	Logical scope.....	16
2.4.3	Infineon IC's V2 vs Infineon IC's V1 .....	17
3	Conformance Claims .....	17
3.1	Common Criteria version and conformance with CC part 2 and 3.....	17
3.2	Assurance package.....	17
3.3	Protection Profile (PP) conformance claim .....	17
3.4	Conformance claim rationale .....	17
3.4.1	Conformity of the TOE Type.....	19
3.4.2	SPD Consistency .....	19
3.4.2.1	Assets consistency.....	19
3.4.2.2	Users and Subjects consistency.....	20
3.4.2.3	Threats consistency.....	20
3.4.2.4	Organizational Security Policies consistency .....	21
3.4.2.5	Assumptions consistency .....	21
3.4.3	Security Objectives Consistency .....	21
3.4.3.1	Objective for the TOE consistency .....	21
3.4.3.2	Objective for Environment consistency .....	22
3.4.4	Conformity of the Requirement (SFR/SAR).....	24
3.4.4.1	SFR consistency .....	24
3.4.4.2	SAR consistency .....	27
4	Security Problem Definition .....	28
4.1	Assets.....	28
4.2	Users and Subjects.....	29
4.3	Threats.....	31
4.4	Organizational Security Policies .....	32
4.5	Assumptions .....	33
5	Security Objectives .....	34

5.1	Security Objectives for the TOE .....	34
5.2	Security Objectives for the Operational Environment.....	36
5.3	Security Objectives Rationale .....	37
5.3.1	Threats .....	37
5.3.1.1	Unauthorized profile and platform management .....	37
5.3.1.2	Identity Tampering.....	38
5.3.1.3	eUICC cloning .....	39
5.3.1.4	LPA impersonation.....	39
5.3.1.5	Unauthorized access to the mobile network .....	39
5.3.1.6	Second Level Threats .....	39
5.3.1.7	eUICC OS Update capability .....	40
5.3.2	Organizational Security Policies .....	42
5.3.3	Assumptions .....	42
5.3.4	Rationale tables .....	42
5.3.4.1	Threats Rationale .....	42
5.3.4.2	Organizational Security Policies Rationale.....	45
5.3.4.3	Assumptions Rationale.....	46
6	Extended Components Definition .....	47
7	Security Requirements .....	48
7.1	eUICC Security Functional Requirements.....	48
7.1.1	Identification and authentication.....	49
7.1.2	Communication .....	51
7.1.3	Security Domains.....	55
7.1.4	Platform Services.....	57
7.1.5	Security management .....	59
7.1.6	Mobile Network authentication .....	64
7.2	Runtime Environment Security Requirements .....	65
7.2.1	CoreLG Security Functional requirements .....	65
7.2.1.1	Firewall Policy .....	65
7.2.1.2	Application Programming Interface.....	69
7.2.1.3	Card Security Management .....	76
7.2.1.4	AID Management .....	77
7.2.2	INSTG Security Functional requirements.....	78
7.2.3	ADELG Security Functional Requirements .....	79
7.2.4	RMIG Security Functional Requirements .....	82
7.2.5	ODELG Security Functional Requirements.....	82
7.2.6	CARG Security Functional Requirements.....	83
7.2.7	Global Platform Security Functional requirements .....	85
7.2.8	Underlying platform IC Security Functional Requirements.....	98

7.3	Security Functional Requirements Rationale .....	100
7.3.1	SFRs for eUICC rationale .....	100
7.3.2	SFRs for RuntIME environment rationale .....	100
7.3.3	SFRs for Underlying platform IC rationale.....	101
7.3.4	SFRs dependency rationale.....	102
7.3.5	SAR refinement .....	107
8	TOE Summary Specification.....	108
8.1	eUICC security functions .....	108
8.1.1	GSMA.ProfileManagement.....	108
8.1.2	GSMA.ECASD .....	108
8.1.3	GSMA.ISDR .....	108
8.1.4	GSMA.ISDP.....	108
8.1.5	GSMA.PPR .....	108
8.2	Runtime Environment security functions .....	109
8.2.1	GP.CardContentManagement.....	109
8.2.2	GP.KeyLoading .....	109
8.2.3	GP.SecurityDomain .....	109
8.2.4	GP.ISD.....	109
8.2.5	GP.SSD .....	109
8.2.6	GP.SecureChannel .....	110
8.2.7	GP.GPRegistry .....	110
8.2.8	GP.OS-UPDATE.....	111
8.2.9	JCS.APDUBuffer .....	111
8.2.10	JCS.ByteCodeExecution .....	111
8.2.11	JCS.Firewall .....	112
8.2.12	JCS.Package .....	112
8.2.13	JCS.CryptoAPI.....	112
8.2.14	JCS.KeyManagement .....	113
8.2.15	JCS.OwnerPIN .....	113
8.2.16	JCS.EraseResidualData .....	113
8.2.17	JCS.OutOfLifeDataUndisclosure .....	113
8.2.18	JCS.RunTimeExecution .....	113
8.2.19	JCS.Exception .....	114
8.2.20	OS.Atomicity .....	114
8.2.21	OS.MemoryManagement .....	114
8.3	TSS Rationale.....	114
8.3.1	eUICC SFRs coverage .....	114
8.3.2	Runtime Environment SFRs coverage .....	115
9	Composition with IC.....	121

9.1	Statement of compatibility – Threats part .....	121
9.2	Statement of compatibility – OSPs part .....	121
9.3	Statement of compatibility – Assumptions part .....	122
9.4	Statement of compatibility – Security objectives for the environment part.....	122
9.5	Statement of compatibility – Security objectives part .....	123
9.6	Statement of compatibility – SFRs part .....	124
10	References, Glossary and Abbreviations .....	125
10.1	External references.....	125
10.2	Internal references .....	126
10.3	Glossary .....	126
10.4	Abbreviations .....	127

## TABLE OF FIGURES

Figure 1 – Product environment .....	9
Figure 2 – HELIUM R1 overview .....	10
Figure 3 – HELIUM R1 architecture .....	11
Figure 4 – TOE life-cycle and actors .....	12
Figure 5 – TOE physical boundaries.....	15
Figure 6 – TOE logical boundaries .....	16

## TABLE OF TABLES

Table 1 – TOE life-cycle (manufacturing flow) .....	13
Table 2 – TOE life-cycle (OS update flow) .....	14
Table 3 – TOE components .....	15
Table 4 - Assets Consistency table.....	19
Table 5 - User consistency table.....	20
Table 6 - Subjects Consistency table.....	20
Table 7 - Threats Consistency table .....	21
Table 8 - Organizational Security Policies Consistency table.....	21
Table 9 - Assumptions Consistency table.....	21
Table 10 - Security objectives for the TOE consistency table .....	22
Table 11 - Security objectives for the Operational Environment consistency table .....	23
Table 12 - Security Functional Requirement consistency table .....	27
Table 13 - Threats and Security Objectives- Coverage .....	43
Table 14 - Security Objectives and threats .....	44
Table 15 - Organizational Security Policies and Security Objectives- Coverage.....	45
Table 16 - Security Objectives and Organizational Security Policies .....	45
Table 17 - Assumptions and Security Objectives for the Operational Environment- Coverage.....	46
Table 18 - Assumptions and Security Objectives for the Operational Environment.....	46
Table 19 - Runtime environment objectives conversion for SFR rationale. ....	101
Table 20 – SFRs dependency table .....	106

*All the information provided in this document is provided based on our best knowledge and may change over the time to reflect evolution and/or modification of product features and characteristics.*

*Thales DIS, its affiliate and representatives accept no duty of care nor liability of any kind whatsoever to any third party, and no responsibility for damages, if any, suffered by any third party as a result of decisions made, or not made, or actions taken, or not taken, based on this document.*

*Product is certified including preparation, user and administration guidance.*

*Such guidance defines recommendations explaining how to fulfill security objectives for environment as defined in TOE.*

*Thales DIS highly recommends following such guidance for secure product deployment.*

*It is up to the risk manager to check or to rely on evidences that guidance are applied by relevant actors.*

*Thales DIS will not be held responsible for non-implementation of recommendations and associated consequences.*

# 1 ST INTRODUCTION

---

## 1.1 ST reference

The ST identification is the following:

Title:	Security Target of HELIUM R1.05
Version:	1.5
Author:	Thales
Reference:	D1603818
Publication date:	25/04/2025

The ST lite identification is the following:

Title:	Security Target Lite of HELIUM R1.05
Version:	1.5p
Author:	Thales
Reference:	D1603818
Publication date:	25/04/2025

## 1.2 TOE reference

Product name:	HELIUM R1.05
Developer:	Thales
TOE name:	HELIUM R1.05
TOE version for Infineon:	429002 (EUICCIInfo2 for INFINEON)
TOE version for Thales:	429802 (EUICCIInfo2 for THALES)
TOE documentation:	Guidance [ <b>GUIDES</b> ]
TOE hardware part:	SLC21EML1M8

Note: The same binary is used for both TOE versions, the selection of 1<sup>st</sup> version or the 2<sup>nd</sup> version is done by personalization parameter in Esim OS static image of Phase c as mentioned in section 2.3.

## 2 TOE OVERVIEW

---

### 2.1 TOE description

The product HELIUM R1.05 on SLC21EML1M8 is an Euicc (embedded UICC) for Consumer Devices.

It is composed of:

- A hardware 32 bits security controller – V24 named SLC21EML1M8 from Infineon Technology
- The embedded Euicc OS named Esim software

The TOE is **an Euicc** open platform with multi-application support, such as Java Card, Global Platform, that implements the GSMA Remote SIM Provisioning (RSP) Architecture for Consumer Devices compliant with the GSMA specifications **[SGP.21]** **[SGP.22]** **[SGP.23]** and the Trusted Connectivity Alliance Euicc Profile Package implementing **[EUPP]**.

### 2.2 TOE type and usage

The TOE type is software.

The Euicc is an UICC embedded in a consumer device. The Euicc is connected to a given mobile network, by the means of its currently enabled MNO Profile.

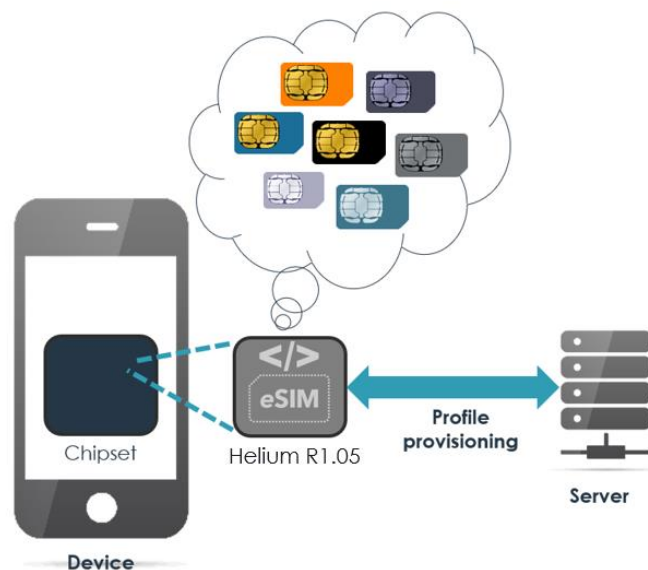


Figure 1 – Product environment

The TOE relies on a Local Profile Assistant (LPA) component. It can be either be implemented at the application level as LPAe (the case covered by the LPA PP-Module), or it can be implemented as a non-TOE on-device unit called LPA<sub>d</sub>. In this product, **the LPAe is not in the TOE.**

The TOE supports maximum **2** ISD-Ps enabled at a time for Multiple Enabled Profile (MEP). MEP is not in the certification scope.

The **OS update** capability is available to correct existing features as required by the GSMA specifications.

The **Profiles are not part of the TOE.**

Figure 2 can represent the architecture overview of the Euicc and its decomposition in three layers: the Hardware, the Esim operating system and the Esim data

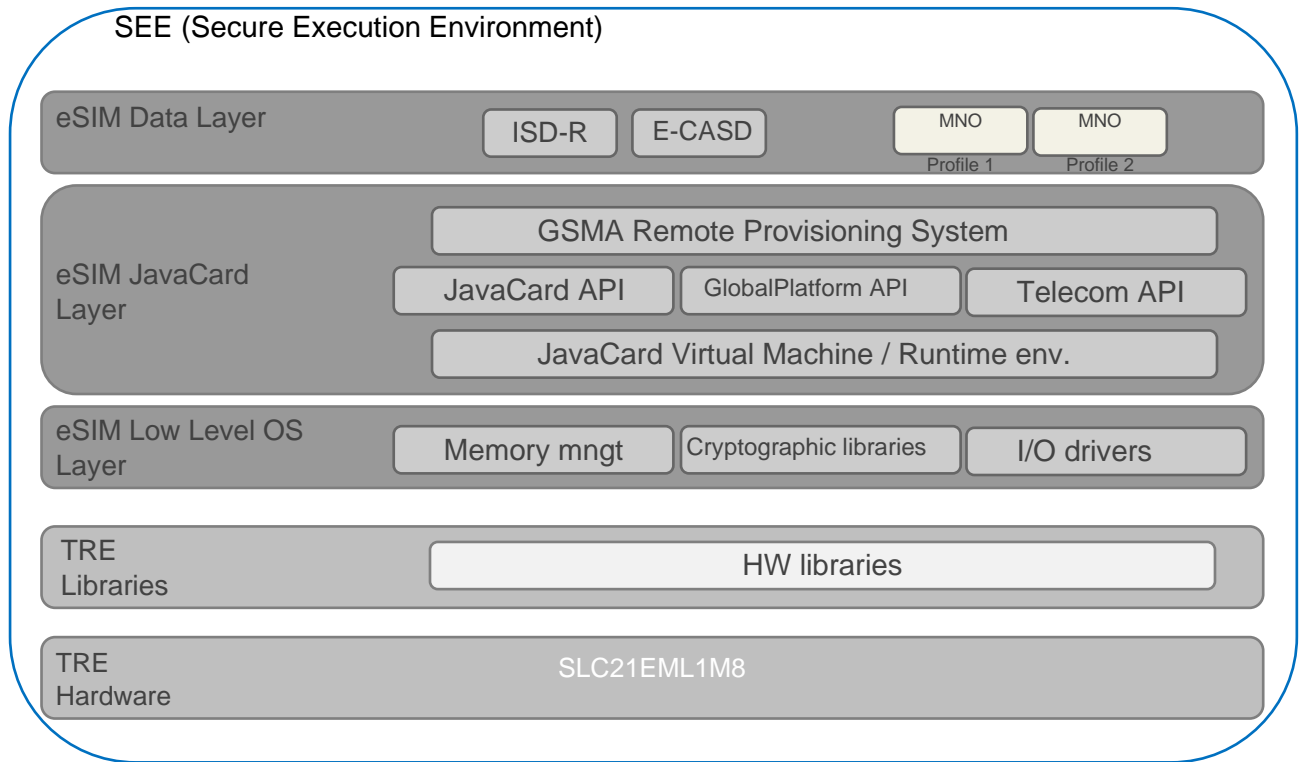


Figure 2 – HELIUM R1.05 overview

Figure 3 can represent the architecture decomposition of the HELIUM R1.05 product. The elements in blue are related to Thales Esim while the elements in red are related to Infineon hardware.

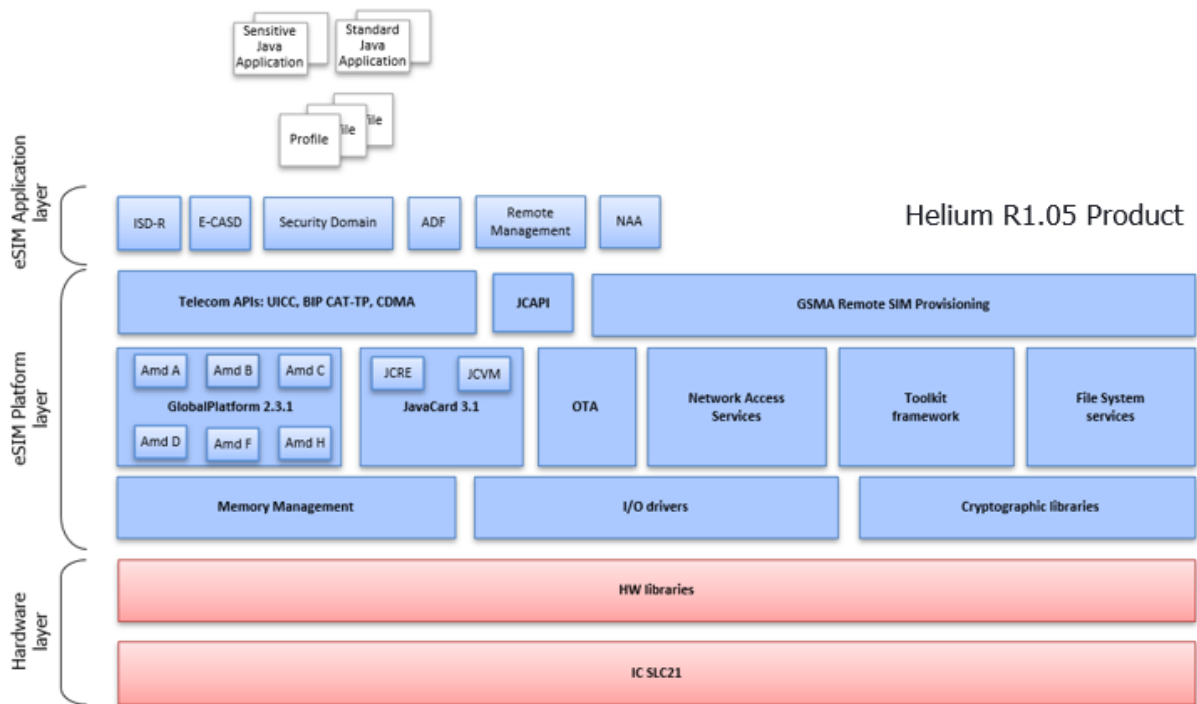


Figure 3 – HELIUM R1.05 architecture

The TOE includes:

- the Hardware layer is the IC providing support to the platform layer
- the Esim platform layer composed of set of functions providing support to the application layer
- the Esim application layer composed of privileged applications providing the remote provisioning and administration functionality

## 2.3 TOE life-cycle

The product and TOE life-cycle is composed of 5 phases (from phase a to e) which are described in Figure 4, in Table 1 and Table 2 with the mention of actors involved in each phase, as well as the associated locations. The TOE delivery is mentioned (dash line in red) before phase d.

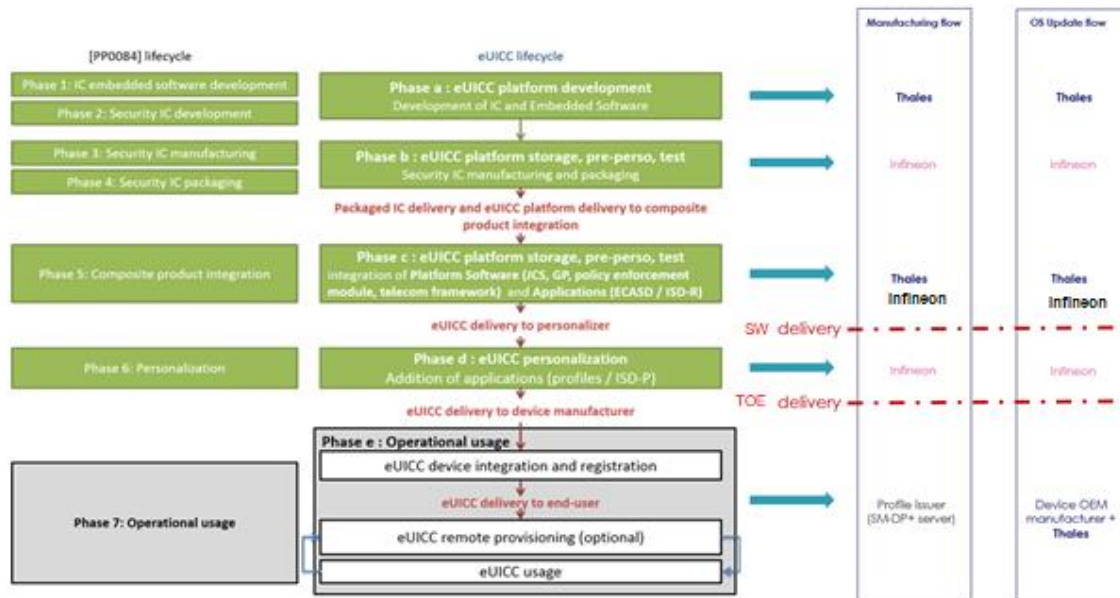


Figure 4 – TOE life-cycle and actors

The actors:

- The Euicc Manufacturer (EUM) is the developer of the Euicc secure application (Thales).
- The IC's manufacturer is the developer and manufacturer of the IC (Infineon).
- The Device OEM manufacturer is the Original Equipment Manufacturer.
- The Profile issuer is MNO that has privilege through its OTA Server to perform Remote Card Content Management (CCM) operations within its own profile (ISD-P). And, through its RSP servers, it also can provide Profiles to the end user, but has no privileges to manage profiles remotely without end user consent.
- The Application Providers (AP) are entities or institutions responsible for their applications and associated services. It may be for example a financial institution (a bank) or a transport operator.
- The End User is the user of the device and the Euicc secure application represented with.

In the next tables, the \* means that it is in secure environment and sites are covered by CC/EMVCo or GSMA SAS-UP site audit.

The manufacturing flow is described in the following table:

Phase	Description	Actor	Location
a	Euicc Secure Application (Esim OS) development / Validation	Thales*	Meudon (France)
b	IC's manufacturing, test and sensitive assets management, integration	Infineon*	Infineon Sites covered by IC CC certificate
<i>Phase a and b steps are combined to prepare phase c where Euicc Secure Application (Esim OS) is generated with confidentiality and integrity</i>			
c	Euicc Secure Application (Esim OS static image) image build and data generation (secure dynamic images)		
	Product Engineering <ul style="list-style-type: none"> <li>Esim OS static image cipheryng and signing using Thales TrustCenter (cipheryng/transcipheryng service hosted in KMS through Thales secure room)</li> </ul> In Esim OS static image: <ul style="list-style-type: none"> <li>Same binary for both versions</li> <li>Perso parameter to select the 1<sup>st</sup> version – or - the 2<sup>nd</sup> version</li> </ul>	Thales* / Infineon*	Tczew (Poland) / Infineon Sites covered by IC CC certificate
	Secure dynamic images generation	Thales* / Infineon*	Pont Audemer (France) / Infineon Sites covered by IC CC certificate
<p style="text-align: center;"><b>*** SW TOE delivery ***</b></p> <p><i>Static and dynamic images are securely (phase c images are cipheryng and signed using phase b Root of Trusts) delivered to Phase d. Thales generate the OS package composed of SecureX XML file with the LDF file (PGP enc) and the OS Template Hex file (PGP enc). In addition, transfer from phase c to phase d is managed by the two different methods depending on the state of the OS in a release one (beta xx) or in final one (named RC for Release Candidate):</i></p> <ul style="list-style-type: none"> <li><i>manually, on the Infineon ISHARE server on a specific directory for the beta xx code version</i></li> <li><i>manually, on the Infineon SecureX Portal for the RC code version</i></li> </ul>			
d	Euicc Secure Application (Esim OS) and generic personalization loading Secure Application during device manufacturing and test flow	Infineon*	Device OEM manufacturing premises
<p style="text-align: center;"><b>*** TOE delivery ***</b></p> <p><i>Device is delivered to point of sales and is reaching end user</i></p>			
e	RSP process (Profile loading and activation)	Profile issuer (SM-DP+ server)	In the field Remote access by end user to server associated to MNO / Carrier

Table 1 – TOE life-cycle (manufacturing flow)

The OS update flow is described in the following table:

The conditions to trigger OS update are weakness on Euicc Secure Application (Esim OS) at security, or functional, or both –OR– deployment of additional feature.

Phase	Description	Actor	Location
a	Euicc Secure Application (Esim OS) update development / Validation	Thales*	Meudon (France)
<i>*** TOE delivery ***</i> <i>Secure delivery of Esim OS (patch) to Device OEM</i>			
e	RSP process (Profile loading and activation)	Profile issuer (SM-DP+ server)	In the field Remote access by end user to server associated to MNO / Carrier

Table 2 – TOE life-cycle (OS update flow)

### 2.3.1 Non-TOE HW/SW/FW available to the TOE

Non-TOE is same than the ones mentioned in the [PP-eUICC] except for IC and RTE.  
The TOE does not implement the RMI functions from JCS.

## 2.4 TOE scope

### 2.4.1 Physical scope



Figure 5 – TOE physical boundaries

The physical boundaries encompass the Esim software executed inside the IC' hardware. The other items are outside the scope of the evaluation as illustrated in Figure 5.

The TOE consists of the following components:

TOE component	Developer	Item	Identifier	Form of delivery	Certification identifier
<b>Hardware</b>	Infineon	SLC21 IC	SLC21EML1M8	Diced wafer	<b>BSI-DSZ-CC-1206-V2-2024</b>
<b>Euicc OS</b>	Thales	Helium R1.05	429002 (Infineon) 429802 (Thales) 5106 (CPLC OS Release date)	Software	THIS
<b>Euicc guidances</b>	Thales	Helium R1.05	[GUIDES]	Document	THIS

Table 3 – TOE components

## 2.4.2 Logical scope

The logical boundaries are delimited (dash line in red) in Figure 6.

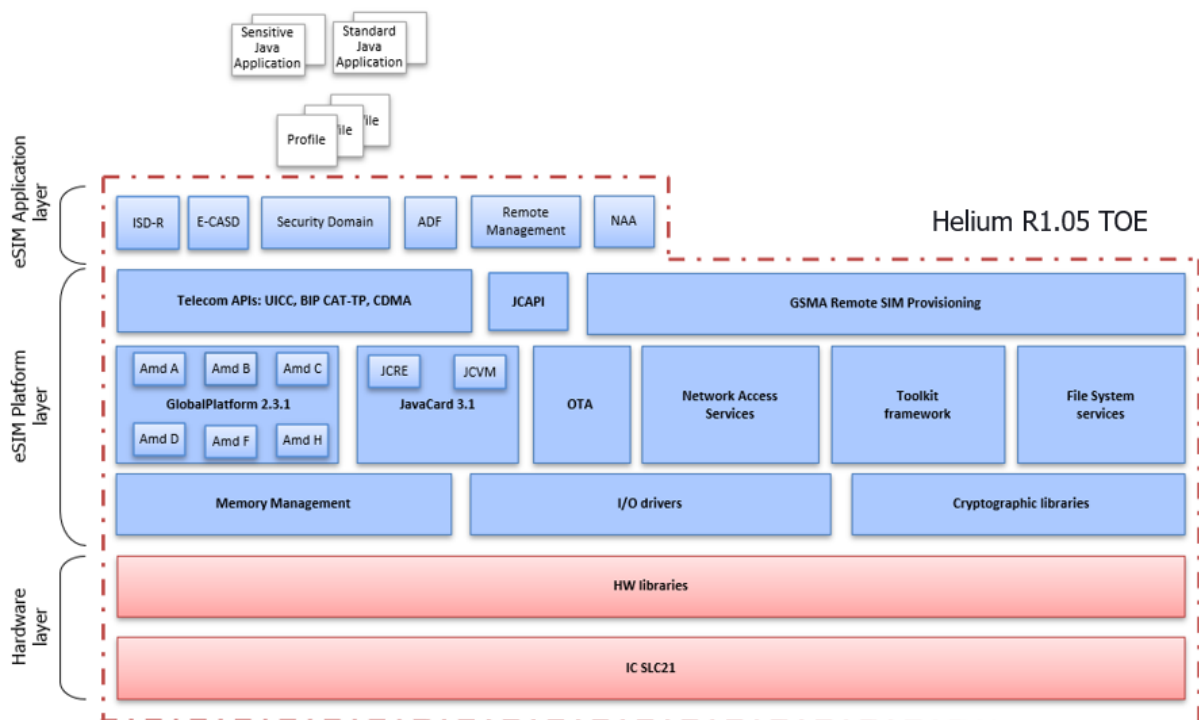


Figure 6 – TOE logical boundaries

The Euicc OS implements (at least) the following services:

- Enablement Service and Remote Sim Provisioning
- Management and control of the communication between OS and external entities
- OS Security services as:
  - providing secure cryptographic primitives, algorithms and services
  - ensure the security of assets
  - generating random numbers
- Enforcement of the Javacard Runtime and Firewall mechanism
- Standard APIs such as Telecom APIs, JC APIs and GP APIs
- MEP service
- OS update
- Offline Profile Loading (OPL) feature

### 2.4.3 Infineon IC's V2 vs Infineon IC's V1

The Infineon component named "V2" will be composed of the Infineon component named "V1" plus the Infineon crypto libraries.

The cryptosuite and these related SFRs are not part of the TOE so must be excluded.

## 3 CONFORMANCE CLAIMS

---

Evaluation type:

- This is a composite evaluation, which relies on the IC SLC21EML1M8 certificate V2 and evaluation results.
  - Certification done under the BSI scheme **BSI-DSZ-CC-1206-V2-2024**
  - Security Target **[ST/IC]** conformance to **[PP-84]** as required by the GSM Association (GSMA) for Integrated Euicc
  - CC version: 3.1, revision 5
  - Assurance level: EAL4+ (ALC\_DVS.2 and AVA\_VAN.5 augmentations)

The composite evaluation includes the additional composition tasks defined in the [CC-COMP].

### 3.1 Common Criteria version and conformance with CC part 2 and 3

This Security Target conforms to CC version 3.1 release 5 [CC-1], [CC-2] and [CC-3].

This Security Target is CC Part 2 [CC-2] extended and CC Part 3 [CC-3] conformant of Common Criteria version 3.1, revision 5.

### 3.2 Assurance package

This Security target conforms to the assurance package EAL4 augmented with ALC\_DVS.2 and AVA\_VAN.5.

### 3.3 Protection Profile (PP) conformance claim

This Security Target claims demonstrable conformance to the [PP-eUICC] protection profile.

### 3.4 Conformance claim rationale

Conformance rationale of the ST against [PP-eUICC] is mapped below. The conformance rationale focuses on assets, threats, OSPs, assumptions, security objectives, and SFRs and the notation used is detailed below:

- Equivalent I: The element in the ST is the same as in [PP-eUICC].
- Refinement (R): The element in the ST refines the corresponding [PP-eUICC] element. New names are given between brackets and added to the list of elements.

- Addition (A): The element is newly defined in the ST; it is not present in [PP-eUICC] and does not affect it.
- X: The element is present in [PP-eUICC].

### 3.4.1 Conformity of the TOE Type

The TOE type for this ST is the same as defined in the [PP-eUICC].

The TOE follows the third scenario from the definition in [PP-eUICC] when the embedded eUICC is embedded in a certified IC, but the OS and JCS features have not been certified. The ST additionally fulfils the IC objectives and introduces SFRs in order to meet the objectives for the OS and JCS. This is a composite evaluation of the system composed of the eUICC software, JCS and OS on top of a certified IC.

### 3.4.2 SPD Consistency

#### 3.4.2.1 Assets consistency

All assets defined in [PP-eUICC] are relevant for the TOE of this Security Target. The table below indicates the assets' consistency and the additions from [PP-JCS].

Assets	PP-eUICC	Security Target
D.MNO_KEYS	X	(E)
D.PROFILE_NAA_PARAMS	X	(E)
D.PROFILE_IDENTITY	X	(E)
D.PROFILE_POLICY_RULES	X	(A): Added MEP note from [SGP.25v2]
D.PROFILE_USER_CODES	X	(E)
D.PROFILE_CODE	X	(E)
D.TSF_CODE	X	(E)
D.PLATFORM_DATA	X	(E)
D.DEVICE_INFO	X	(E)
D.PLATFORM_RAT	X	(E)
D.SK.EUICC.ECDSA	X	(E)
D.CERT.EUICC.ECDSA	X	(E)
D.PK.CI.ECDSA	X	(E)
D.EID	X	(E)
D.SECRETS	X	(E)
D.CERT.EUM.ECDSA	X	(E)
D.CRLs	X	(E)
D.APP_CODE		(A): Added from [PP-JCS].
D.APP_C_DATA		(A): Added from [PP-JCS].
D.APP_I_DATA		(A): Added from [PP-JCS].
D.APP_KEYS		(A): Added from [PP-JCS].
D.PIN		(A): Added from [PP-JCS].
D.API_DATA		(A): Added from [PP-JCS].
D.CRYPTO		(A): Added from [PP-JCS].
D.JCS_CODE		(A): Added from [PP-JCS].
D.JCS_DATA		(A): Added from [PP-JCS].
D.SEC_DATA		(A): Added from [PP-JCS].
D.UPDATE_IMAGE		(A): Added from [SGP.25v2] to cover OS update
D.TOE_IDENTIFIER		(A): Added from [SGP.25v2] to cover OS update
D.OS-UPDATE_KEY(S)		(A): Added from [SGP.25v2] to cover OS update

Table 4 - Assets Consistency table

### 3.4.2.2 Users and Subjects consistency

All Users defined in [PP-eUICC] are relevant for the TOE of this Security Target. The table below indicates the Users' consistency.

User	PP-eUICC	Security Target
<b>U.SM-DPplus</b>	X	(E)
<b>U.MNO-OTA</b>	X	(E)
<b>U.MNO-SD</b>	X	(E)

Table 5 - User consistency table

All Subjects defined in [PP-eUICC] are relevant for the TOE of this Security Target. The table below indicates the Subjects' consistency and the additions from [PP-JCS].

Subjects	PP-eUICC	Security Target
<b>S.ISD-R</b>	X	(E)
<b>S.ISD-P</b>	X	(E)
<b>S.ECASD</b>	X	(E)
<b>S.PPI</b>	X	(E)
<b>S.PPE</b>	X	(E)
<b>S.TELECOM</b>	X	(E)
<b>S.ADEL</b>		(A): Added from [PP-JCS].
<b>S.APPLLET</b>		(A): Added from [PP-JCS].
<b>S.BCV</b>		(A): Added from [PP-JCS].
<b>S.CAD</b>		(A): Added from [PP-JCS].
<b>S.INSTALLER</b>		(A): Added from [PP-JCS].
<b>S.JCRE</b>		(A): Added from [PP-JCS].
<b>S.JCVM</b>		(A): Added from [PP-JCS].
<b>S.LOCAL</b>		(A): Added from [PP-JCS].
<b>S.MEMBER</b>		(A): Added from [PP-JCS].
<b>S.CAP_FILE</b>		(A): Added from [PP-JCS].
<b>S.OSU</b>		(A): Added from [SGP.25v2] to cover OS update
<b>S.UpdateImageCreator</b>		(A): Added from [SGP.25v2] to cover OS update

Table 6 - Subjects Consistency table

### 3.4.2.3 Threats consistency

All Threats defined in [PP-eUICC] are relevant for the TOE of this Security Target. The table below indicates the Threats' consistency and the additions from [PP-JCS].

Threats	PP-eUICC	Security Target
<b>T.UNAUTHORIZED-PROFILE-MNG</b>	X	(R): Assets added from [PP-JCS] are mapped as threatened assets.
<b>T.UNAUTHORIZED-PLATFORM-MNG</b>	X	(R): Assets added from [PP-JCS] are mapped as threatened assets.
<b>T.PROFILE-MNG-INTERCEPTION</b>	X	(R): Assets added from [PP-JCS] are mapped as threatened assets.
<b>T.PROFILE-MNG-ELIGIBILITY</b>	X	(R): Assets added from [PP-JCS] are mapped as threatened assets.
<b>T.UNAUTHORIZED-IDENTITY-MNG</b>	X	(R): Assets added from [PP-JCS] are mapped as threatened assets.
<b>T.IDENTITY-INTERCEPTION</b>	X	(R): Assets added from [PP-JCS] are mapped as threatened assets.

<b>T.UNAUTHORIZED-eUICC</b>	X	(E)
<b>T.LPAd-INTERFACE-EXPLOIT</b>	X	(E)
<b>T.UNAUTHORIZED-MOBILE-ACCESS</b>	X	(E)
<b>T.LOGICAL-ATTACK</b>	X	(R): Assets added from [PP-JCS] are mapped as threatened assets.
<b>T.PHYSICAL-ATTACK</b>	X	(E)
<b>T.CONFID-UPDATE-IMAGE.LOAD</b>		(A): Assets added from [SGP.25v2] are mapped as threatened assets
<b>T.INTEG-UPDATE-IMAGE.LOAD</b>		(A): Assets added from [SGP.25v2] are mapped as threatened assets
<b>T.UNAUTH-UPDATE-IMAGE.LOAD</b>		(A): Assets added from [SGP.25v2] are mapped as threatened assets
<b>T.INTERRUPT_OSU</b>		(A): Assets added from [SGP.25v2] are mapped as threatened assets

Table 7 - Threats Consistency table

#### 3.4.2.4 Organizational Security Policies consistency

All Organizational Security Policies defined in [PP-eUICC] are relevant for the TOE of this Security Target. The table below indicates the Organizational Security Policies' consistency and the additions from [PP-JCS].

<b>OSPs</b>	<b>PP-eUICC</b>	<b>Security Target</b>
<b>OSP.LIFE-CYCLE</b>	X	(A): Added MEP note from [SGP.25v2]
<b>OSP.VERIFICATION</b>	X	(A): Added from [PP-JCS].

Table 8 - Organizational Security Policies Consistency table

#### 3.4.2.5 Assumptions consistency

All Assumptions defined in [PP-eUICC] are relevant for the TOE of this Security Target. The table below indicates the Assumptions consistency and the additions from [PP-JCS].

<b>Assumptions</b>	<b>PP-eUICC</b>	<b>Security Target</b>
<b>A.TRUSTED-PATHS-LPAd</b>	X	(E)
<b>A.ACTORS</b>	X	(E)
<b>A.APPLICATIONS</b>	X	(E)
<b>A.CAP_FILE</b>	X	(A): Added from [PP-JCS].
<b>A.VERIFICATION</b>	X	(A): Added from [PP-JCS].

Table 9 - Assumptions Consistency table

### 3.4.3 Security Objectives Consistency

#### 3.4.3.1 Objective for the TOE consistency

All Security Objectives defined in [PP-eUICC] are relevant for the TOE of this Security Target. The table below indicates the Security Objectives' consistency.

Note that OE.RE\* and OE.IC\* from [PP-eUICC] become security objectives from the TOE in the present security target. The [PP-eUICC] already provides the conversion of OE.RE\* to objectives from the [PP-JCS] protection profile.

<b>O.TOE</b>	<b>PP-eUICC</b>	<b>Security Target</b>
<b>O.PRE-PPI</b>	X	(A): Added MEP note from [SGP.25v2]
<b>O.eUICC-DOMAIN-RIGHTS</b>	X	(E)
<b>O.SECURE-CHANNELS</b>	X	(E)

<b>O.INTERNAL-SECURE-CHANNELS</b>	X	(E)
<b>O.PROOF_OF_IDENTITY</b>	X	(E)
<b>O.OPERATE</b>	X	(E)
<b>O.API</b>	X	(E)
<b>O.DATA-CONFIDENTIALITY</b>	X	(E)
<b>O.DATA-INTEGRITY</b>	X	(E)
<b>O.ALGORITHMS</b>	X	(E)
<b>O.IC.PROOF_OF_IDENTITY</b>		(A): Added and replace OE.IC.PROOF_OF_IDENTITY from [PP-eUICC].
<b>O.IC.SUPPORT</b>		(A): Added and replace OE.IC.SUPPORT from [PP-eUICC].
<b>O.IC.RECOVERY</b>		(A): Added and replace OE.IC.RECOVERY from [PP-eUICC].
<b>O.RE.PPE-PPI</b>		(A): Added and replace OE.RE.PPE-PPI from [PP-eUICC].
<b>O.RE.SECURE-COMM</b>		Added and replace OE.RE.SECURE-COMM from [PP-eUICC].
<b>O.RE.API</b>		(A): Added and replace OE.RE.API from [PP-eUICC].
<b>O.RE.DATA-CONFIDENTIALITY</b>		(A): Added and replace OE.RE.DATA-CONFIDENTIALITY from [PP-eUICC].
<b>O.RE.DATA-INTEGRITY</b>		(A): Added and replace OE.RE.DATA-INTEGRITY from [PP-eUICC].
<b>O.RE.IDENTITY</b>		(A): Added and replace OE.RE.IDENTITY from [PP-eUICC].
<b>O.RE.CODE-EXE</b>		(A): Added and replace OE.RE.CODE-EXE from [PP-eUICC].
<b>O.SECURE_LOAD_ACODE</b>		(A): Added from [SGP.25v2] to cover OS update
<b>O.SECURE_AC_ACTIVATION</b>		(A): Added from [SGP.25v2] to cover OS update
<b>O.TOE_IDENTIFICATION</b>		(A): Added from [SGP.25v2] to cover OS update
<b>O.CONFID-UPDATE-IMAGE.LOAD</b>		(A): Added from [SGP.25v2] to cover OS update
<b>O.AUTH-LOAD-UPDATE-IMAGE</b>		(A): Added from [SGP.25v2] to cover OS update
<b>O.LOAD</b>		(A): Added from [PP-JCS].

Table 10 - Security objectives for the TOE consistency table

### 3.4.3.2 Objective for Environment consistency

<b>O.ENV</b>	<b>PP-eUICC</b>	<b>Security Target</b>
<b>OE.CI</b>	X	(E)
<b>OE.SM-DPplus</b>	X	(E)
<b>OE.MNO</b>	X	(E)
<b>OE.TRUSTED-PATHS-LPAd</b>	X	(E)
<b>OE.APPLICATIONS</b>	X	(E)
<b>OE.CAP_FILE</b>	X	(A): Added from [PP-JCS].
<b>OE.VERIFICATION</b>	X	(A): Added from [PP-JCS].
<b>OE.CODE-EVIDENCE</b>	X	(A): Added from [PP-JCS].
<b>OE.MNO-SD</b>	X	(E)

<b>OE.IC.PROOF_OF_IDENTITY</b>	X	Removed and replaced by O.IC.PROOF_OF IDENTITY.
<b>OE.IC.SUPPORT</b>	X	Removed and replaced by O.IC.SUPPORT.
<b>OE.IC.RECOVERY</b>	X	Removed and replaced by O.IC.RECOVERY.
<b>OE.RE.PPE-PPI</b>	X	Removed and replaced by O.RE.PPE-PPI.
<b>OE.RE.SECURE-COMM</b>	X	Removed and replaced by O.RE.SECURE-COMM.
<b>OE.RE.API</b>	X	Removed and replaced by O.RE.API.
<b>OE.RE.DATA-CONFIDENTIALITY</b>	X	Removed and replaced by O.RE.DATA-CONFIDENTIALITY.
<b>OE.RE.DATA-INTEGRITY</b>	X	Removed and replaced by O.RE.DATA-INTEGRITY
<b>OE.RE.IDENTITY</b>	X	Removed and replaced by O.RE.IDENTITY
<b>OE.RE.CODE-EXE</b>	X	Removed and replaced by O.RE.CODE-EXE
<b>OE.CONFID_UPDATE_IMAGE.CREATE</b>		(A): Added from [SGP.25v2] to cover OS update

Table 11 - Security objectives for the Operational Environment consistency table

### 3.4.4 Conformity of the Requirement (SFR/SAR)

#### 3.4.4.1 SFR consistency

SFR	PP-eUICC	Security Target
FIA_UID.1/EXT	X	(E)
FIA_UAU.1/EXT	X	(E)
FIA_USB.1/EXT	X	(E)
FIA_UAU.4/EXT	X	(E)
FIA_UID.1/MNO-SD	X	(E)
FIA_USB.1/MNO-SD	X	(E)
FIA_ATD.1	X	(E)
FIA_API.1	X	(E)
FDP_IFC.1/SCP	X	(E)
FDP_IFF.1/SCP	X	(E)
FTP_ITC.1/SCP	X	(E)
FDP_ITC.2/SCP	X	(E)
FPT_TDC.1/SCP	X	(E)
FDP_UCT.1/SCP	X	(E)
FDP_UIT.1/SCP	X	(E)
FCS_CKM.1/SCP-SM	X	(E)
FCS_CKM.2/SCP-MNO	X	(E)
FCS_CKM.4/SCP-SM	X	(E)
FCS_CKM.4/SCP-MNO	X	(E)
FDP_ACC.1/ISDR	X	(E)
FDP_ACF.1/ISDR	X	(E)
FDP_ACC.1/ECASD	X	(E)
FDP_ACF.1/ECASD	X	(E)
FDP_IFC.1/Platform_services	X	(E)
FDP_IFF.1/Platform_services	X	(E)
FPT_FLS.1/Platform_services	X	(E)
FCS_RNG.1	X	(E)
FPT_EMS.1	X	(E)
FDP_SDI.1	X	(E)
FDP_RIP.1	X	(E)
FPT_FLS.1	X	(E)
FMT_MSA.1/PLATFORM_DATA	X	(E)
FMT_MSA.1/PPR	X	(E)
FMT_MSA.1/CERT_KEYS	X	(E)
FMT_SMF.1	X	(E)
FMT_SMR.1	X	(E)
FMT_MSA.1/RAT	X	(E)
FMT_MSA.3	X	(E)
FCS_COP.1/Mobile_network	X	(E)
FCS_CKM.2/Mobile_network	X	(E)
FCS_CKM.4/Mobile_network	X	(E)
FDP_ACC.2/FIREWALL		(A): Added from [PP-JCS].
FDP_ACF.1/FIREWALL		(A): Added from [PP-JCS].
FDP_IFC.1/JCVM		(A): Added from [PP-JCS].
FDP_IFF.1/JCVM		(A): Added from [PP-JCS].
FDP_RIP.1/OBJECTS		(A): Added from [PP-JCS].
FMT_MSA.1/JCRE		(A): Added from [PP-JCS].

SFR	PP-eUICC	Security Target
FMT_MSA.1/JCVM		(A): Added from [PP-JCS].
FMT_MSA.2/FIREWALL_JCVM		(A): Added from [PP-JCS].
FMT_MSA.3/FIREWALL		(A): Added from [PP-JCS].
FMT_MSA.3/JCVM		(A): Added from [PP-JCS].
FMT_SMF.1/JC		(A): Added from [PP-JCS]. Refined with iteration.
FMT_SMR.1/JC		(A): Added from [PP-JCS]. Refined with iteration.
FCS_CKM.1/EC		(A): Added from [PP-JCS]. Refined with iteration.
FCS_CKM.1/GP-SCP		(A): Added from [PP-GP].
FCS_CKM.4		(A): Added from [PP-JCS].
FCS_COP.1/TDES_MAC FCS_COP.1/AES_MAC FCS_COP.1/ECDH FCS_COP.1/CRC FCS_COP.1/ECDSA_SIGN FCS_COP.1/ECKA_EG FCS_COP.1/GP-SCP FCS_COP.1/TDES_CIPHER FCS_COP.1/AES_CIPHER FCS_COP.1/Hash FCS_COP.1/HMAC		(A): Added from [PP-JCS]. Refined with iteration.
FDP_RIP.1/ABORT		(A): Added from [PP-JCS].
FDP_RIP.1/APDU		(A): Added from [PP-JCS].
FDP_RIP.1/bArray		(A): Added from [PP-JCS].
FDP_RIP.1/GlobalArray		(A): Added from [PP-JCS].
FDP_RIP.1/KEYS		(A): Added from [PP-JCS].
FDP_RIP.1/TRANSIENT		(A): Added from [PP-JCS].
FDP_ROL.1/FIREWALL		(A): Added from [PP-JCS].
FAU_ARP.1		(A): Added from [PP-JCS].
FDP_SDI.2/DATA		(A): Added from [PP-JCS].
FPR_UNO.1		(A): Added from [PP-JCS].
FPT_FLS.1/JC		(A): Added from [PP-JCS]. Refined with iteration.
FPT_TDC.1		(A): Added from [PP-JCS].
FIA_ATD.1/AID		(A): Added from [PP-JCS].
FIA_UID.2/AID		(A): Added from [PP-JCS].
FIA_USB.1/AID		(A): Added from [PP-JCS].
FMT_MTD.1/JCRE		(A): Added from [PP-JCS].
FMT_MTD.3/JCRE		(A): Added from [PP-JCS].
FDP_ITC.2/Installer		(A): Added from [PP-JCS].
FMT_SMR.1/Installer		(A): Added from [PP-JCS].
FPT_FLS.1/Installer		(A): Added from [PP-JCS].
FPT_RCV.3/Installer		(A): Added from [PP-JCS].
FDP_ACC.2/ADEL		(A): Added from [PP-JCS].
FDP_ACF.1/ADEL		(A): Added from [PP-JCS].
FDP_RIP.1/ADEL		(A): Added from [PP-JCS].
FMT_MSA.1/ADEL		(A): Added from [PP-JCS].
FMT_MSA.3/ADEL		(A): Added from [PP-JCS].
FMT_SMF.1/ADEL		(A): Added from [PP-JCS].
FMT_SMR.1/ADEL		(A): Added from [PP-JCS].
FPT_FLS.1/ADEL		(A): Added from [PP-JCS].
FDP_RIP.1/ODEL		(A): Added from [PP-JCS].

FPT_FLS.1/ODEL		(A): Added from [PP-JCS].
FCO_NRO.2/CM		(A): Added from [PP-JCS].
FDP_IFC.2/CM		(A): Added from [PP-JCS].
FDP_IFF.1/CM		(A): Added from [PP-JCS].
FDP_UIT.1/CM		(A): Added from [PP-JCS].
FIA_UID.1/CM		(A): Added from [PP-JCS].
FMT_MSA.1/CM		(A): Added from [PP-JCS].
FMT_MSA.3/CM		(A): Added from [PP-JCS].
FMT_SMF.1/CM		(A): Added from [PP-JCS].
FMT_SMR.1/CM		(A): Added from [PP-JCS].
FTP_ITC.1/CM		(A): Added from [PP-JCS].
FPT_FLS.1/GP		(A): Added from [PP-GP].
FDP_ROL.1/GP		(A): Added from [PP-GP].
FCO_NRO.2/GP		(A): Added from [PP-GP].
FMT_SMR.1/GP		(A): Added from [PP-GP].
FMT_SMF.1/GP		(A): Added from [PP-GP].
FDP_ITC.2/GP-ELF		(A): Added from [PP-GP].
FDP_ITC.2/GP-KL		(A): Added from [PP-GP].
FPT_RCV.3/GP		(A): Added from [PP-GP].
FDP_IFC.2/GP-ELF		(A): Added from [PP-GP].
FDP_IFF.1/GP-ELF		(A): Added from [PP-GP].
FIA_UID.1/GP		(A): Added from [PP-GP].
FIA_AFL.1/GP		(A): Added from [PP-GP].
FIA_UAU.1/GP		(A): Added from [PP-GP].
FIA_UAU.4/GP		(A): Added from [PP-GP].
FDP_UIT.1/GP		(A): Added from [PP-GP].
FDP_UCT.1/GP		(A): Added from [PP-GP].
FTP_ITC.1/GP		(A): Added from [PP-GP].
FPR_UNO.1/GP		(A): Added from [PP-GP].
FPT_TDC.1/GP		(A): Added from [PP-GP].
FDP_IFC.2/GP-KL		(A): Added from [PP-GP].
FDP_IFF.1/GP-KL		(A): Added from [PP-GP].
FMT_MSA.1/GP		(A): Added from [PP-GP].
FMT_MSA.3/GP		(A): Added from [PP-GP].
FAU_SAS.1		(A): Added to cover O.IC.PROOF_OF_IDENTITY.
FPT_RCV.3/OS		(A): Added to cover O.IC.RECOVERY.
FPT_RCV.4/OS		(A): Added to cover O.IC.SUPPORT.
FDP_ACC.1/OS-UPDATE		(A): Added from [PP-GP] to cover OS update.
FDP_ACF.1/OS-UPDATE		(A): Added from [PP-GP] to cover OS update.
FMT_MSA.3/OS-UPDATE		(A): Added from [PP-GP] to cover OS update.
FMT_SMR.1/OS-UPDATE		(A): Added from [PP-GP] to cover OS update.
FMT_SMF.1/OS-UPDATE		(A): Added from [PP-GP] to cover OS update.
FTP_TRP.1/OS-UPDATE		(A): Added from [PP-GP] to cover OS update.
FCS_COP.1/OS-UPDATE-DEC		(A): Added from [PP-GP] to cover OS update.
FCS_COP.1/OS-UPDATE-VER		(A): Added from [PP-GP] to cover OS update.

*Table 12 - Security Functional Requirement consistency table*

**3.4.4.2 SAR consistency**

This ST claims the same evaluation assurance level as [PP-eUICC], i.e., EAL4 augmented with ALC\_DVS.2 and AVA\_VAN.5.

## 4 SECURITY PROBLEM DEFINITION

This chapter introduces the security problem addressed by the TOE and its operational environment. The Security problem consists of the threats the TOE may face in the field, the assumptions on its operational environment, and the organizational policies that must be implemented by the TOE or within the operational environment.

### 4.1 Assets

The definition of the assets from [PP-eUICC] and [PP-JCS] where no refinements are made is not repeated here. See section 3.4.2.1 for complete list of assets.

Assets	Refined/Added assets description
<b>D.MNO_KEYS</b>	
<b>D.PROFILE_NAA_PARAMS</b>	
<b>D.PROFILE_IDENTITY</b>	
<b>D.PROFILE_POLICY_RULES</b>	<p>Data describing the profile policy rules (PPRs) of a profile, and the Enterprise Rules (optional). These rules are loaded during provisioning and stored under the control of the ISD-P. They are managed by the MNO OTA Platform. PPRs and Enterprise Rules shall be protected from unauthorized modification.</p> <p>Note: The TOE does not implement the security attributes of Enterprise Rules and Reference Enterprise Rules.</p>
<b>D.PROFILE_USER_CODES</b>	
<b>D.PROFILE_CODE</b>	
<b>D.TSF_CODE</b>	
<b>D.PLATFORM_DATA</b>	
<b>D.DEVICE_INFO</b>	
<b>D.PLATFORM_RAT</b>	
<b>D.SK.EUICC.ECDSA</b>	
<b>D.CERT.EUICC.ECDSA</b>	
<b>D.PK.CI.ECDSA</b>	
<b>D.EID</b>	
<b>D.SECRETS</b>	
<b>D.CERT.EUM.ECDSA</b>	
<b>D.CRLs</b>	
<b>D.APP_CODE</b>	
<b>D.APP_C_DATA</b>	
<b>D.APP_I_DATA</b>	
<b>D.APP_KEYS</b>	
<b>D.PIN</b>	
<b>D.API_DATA</b>	
<b>D.CRYPTO</b>	
<b>D.JCS_CODE</b>	
<b>D.JCS_DATA</b>	
<b>D.SEC_DATA</b>	
<b>D.UPDATE_IMAGE</b>	<p>Can be an update for the OS, as a patch or a complete OS replacement, or separate bootloader It is sent to the TOE.</p>

	It possibly includes executable code, configuration data and/or image type information. It has to be protected from unauthorized disclosure and modification. Is also referred to as Additional Code
<b>D.TOE_IDENTIFIER</b>	Identification data to identify the TOE. To be protected from unauthorized modification.
<b>D.OS-UPDATE_KEY(S)</b>	Key(s) used for OS Update. To be protected from unauthorized disclosure and modification.  Application note: D.OS-UPDATE_KEY(S) is a refinement of D.APP_KEYS <ul style="list-style-type: none"> <li>• A symmetric cryptographic key, owned by the OS Developer, and used by the TOE to verify the signature of the additional code to be loaded (D.OS-UPDATE_SGNVER-KEY).</li> <li>• A symmetric cryptographic key, owned by the OS Developer, and used by the TOE to decrypt the additional code to be loaded (D.OS-UPDATE_SGNVER-KEY).</li> </ul>

## 4.2 Users and Subjects

The definition of users and subjects from [PP-eUICC] and [PP-JCS] where no refinements are made is not repeated here. See section 3.4.2.2 for complete list of users and subjects.

User
<b>U.SM-DPplus</b>
<b>U.MNO-OTA</b>
<b>U.MNO-SD</b>

Subjects	Refined/Added subject description
<b>S.ISD-R</b>	
<b>S.ISD-P</b>	
<b>S.ECASD</b>	
<b>S.PPI</b>	
<b>S.PPE</b>	
<b>S.TELECOM</b>	
<b>S.ADEL</b>	
<b>S.APPLET</b>	
<b>S.BCV</b>	
<b>S.CAD</b>	
<b>S.INSTALLER</b>	
<b>S.JCRE</b>	
<b>S.JCVM</b>	
<b>S.LOCAL</b>	
<b>S.MEMBER</b>	
<b>S.CAP_FILE</b>	
<b>S.OSU</b>	OS Update provides secure functionality to update the TOE operating system with an image created by a trusted off-card entity (S.UpdateImageCreator)

<b>S.UpdateImageCreator</b>	The off-card Update Image Creator ensures that the confidentiality and integrity requirements are met.
-----------------------------	--

## 4.3 Threats

The definition of threats from [PP-eUICC] and [PP-JCS] where no refinements are made is not repeated here. See section 3.4.2.3 for complete list is threats.

Threats	Refined/Added threats description
<b>T.UNAUTHORIZED-PROFILE-MNG</b>	Directly threatens the assets: D.ISDP_KEYS, D.MNO_KEYS, D.TSF_CODE (ISD-P), D.PROFILE_*, <b>D.APP_C_DATA, D.APP_I_DATA, D.PIN, D.APP_KEYS and D.APP_CODE.</b>
<b>T.UNAUTHORIZED-PLATFORM-MNG</b>	Directly threatened assets are D.TSF_CODE, D.PLATFORM_DATA, D.PLATFORM_RAT. By altering the behaviour of ISD-R or PPE, the attacker indirectly threatens the provisioning status of the eUICC, thus also threatens the same assets as T.UNAUTHORIZED-PROFILE-MNG.
<b>T.PROFILE-MNG-INTERCEPTION</b>	Directly threatens the assets: D.MNO_KEYS, D.TSF_CODE (ISD-P), D.PROFILE_*, <b>D.APP_C_DATA, D.PIN and D.APP_KEYS.</b>
<b>T.PROFILE-MNG-ELIGIBILITY</b>	Directly threatens the assets: D.TSF_CODE, D.DEVICE_INFO, D.EID, <b>D.APP_C_DATA, D.PIN, D.APP_KEYS, D.APP_CODE and D.APP_I_DATA.</b>
<b>T.UNAUTHORIZED-IDENTITY-MNG</b>	Directly threatens the assets: D.TSF_CODE, D.SK.EUICC.ECDSA, D.SECRETS, D.CERT.EUICC.ECDSA, D.PK.CI.ECDSA, D.EID, D.CERT.EUM.ECDSA, D.CRLs., <b>D.APP_CODE, D.APP_I_DATA, D.PIN, D.APP_KEYS, D.APP_C_DATA and D.SEC_DATA.</b>
<b>T.IDENTITY-INTERCEPTION</b>	Directly threatens the assets: D.SECRETS, D.EID, <b>D.APP_C_DATA, D.PIN and D.APP_KEYS.</b>
<b>T.UNAUTHORIZED-eUICC</b>	
<b>T.LPAd-INTERFACE-EXPLOIT</b>	
<b>T.UNAUTHORIZED-MOBILE-ACCESS</b>	
<b>T.LOGICAL-ATTACK</b>	Directly threatens the assets: D.TSF_CODE, D.PROFILE_NAA_PARAMS, D.PROFILE_POLICY_RULES, D.PLATFORM_DATA, D.PLATFORM_RAT, <b>D.JCS_CODE, D.API_DATA, D.SEC_DATA, D.JCS_DATA, D.CRYPTO, D.APP_CODE, D.APP_I_DATA, D.PIN, D.APP_KEYS, D.OS-UPDATE_KEY(S) and D.APP_C_DATA.</b>
<b>T.PHYSICAL-ATTACK</b>	All assets
<b>T.CONFID-UPDATE-IMAGE.LOAD</b>	Confidentiality of Update Image – Load The attacker discloses (part of) the image used to update the TOE in the field while the image (Additional Code) is transmitted to the eUICC for installation. See SA.CONFID-UPDATE-IMAGE for details.  Directly threatened asset(s): D.UPDATE_IMAGE, <b>D.JCS_CODE, D.JCS_DATA,</b>
<b>T.INTEG-UPDATE-IMAGE.LOAD</b>	Integrity of update Image – Load

	<p>The attacker modifies (part of) the image used to update the TOE in the field while the image (Additional Code) is transmitted to the card for installation. See SA.INTEG-UPDATE-IMAGE for details.</p> <p>Directly threatened asset(s): D.UPDATE_IMAGE, <b>D.JCS_CODE</b>, <b>D.JCS_DATA</b>,</p>
<b>T.UNAUTH-UPDATE-IMAGE.LOAD</b>	<p>Load an unauthorized update The attacker tries to upload an unauthorized update image. See SA.INTEG-UPDATEIMAGE for details.</p> <p>Directly threatened asset(s): D.UPDATE_IMAGE, <b>D.JCS_CODE</b>, <b>D.JCS_DATA</b>,</p>
<b>T.INTERRUPT_OSU</b>	<p>OS Update procedure interrupted The attacker tries to interrupt the OS update procedure (Load Phase through activation of Additional Code) leaving the TOE in a partially functional state.</p> <p>Directly threatened asset(s): D.TOE_IDENTIFIER, D.UPDATE_IMAGE,</p>

Security Aspects (added to cover OS update)

<b>SA.CONFID-UPDATE-IMAGE</b>	<p>Confidentiality of Update Image The update image must be kept confidential. This concerns the non disclosure of the update image in the transit to the eUICC.</p>
<b>SA.INTEG-UPDATE-IMAGE</b>	<p>Integrity of Update Image The update image must be protected against unauthorized modification. This concerns the modification of the image in transit to the eUICC.</p>

## 4.4 Organizational Security Policies

The definition of organizational security policies from [PP-eUICC] where no refinements are made is not repeated here. See section 3.4.2.4 for complete list is organizational security policies.

<b>OSPs</b>	<b>Refined/Added OSP description</b>
<b>OSP.LIFE-CYCLE</b>	<p>Note:</p> <p>the TOE supports maximum 2 ISD-Ps enabled at a time for MEP but this configuration is not a certified one's</p> <p>the OSPs are applicable to the certified product which only allows 1 profile active.</p>
<b>OSP.VERIFICATION</b>	

## 4.5 Assumptions

The definition of assumptions from [PP-eUICC] and [PP-JCS] where no refinements are made is not repeated here. See section 3.4.2.5 for complete list is assumptions.

<b>AssuMPTIOns</b>
<b>A.TRUSTED-PATH-LPAd</b>
<b>A.ACTORS</b>
<b>A.APPLICATIONS</b>
<b>A.CAP_FILE</b>
<b>A.VERIFICATION</b>

## 5 SECURITY OBJECTIVES

---

This section introduces the security objectives for the TOE.

### 5.1 Security Objectives for the TOE

The list and definitions of the Security Objectives for the TOE from [PP-eUICC] where no refinements are made are not repeated here. See section 3.4.3.1 for complete list of Security Objectives for the TOE.

Some objectives from the environment have been converted to objectives of the TOE, specifically the ones from [PP-eUICC] related to OE.RE\* and OE.IC\*. The replaced objectives from 3.4.3.2 and their description are listed next:

<b>O.TOE</b>	<b>Replaced/Added objectives description</b>
<b>O.PRE-PPI</b>	Note: the TOE supports maximum 2 ISD-Ps enabled at a time for MEP. The MEP is not in the certification scope.
<b>O.eUICC-DOMAIN-RIGHTS</b>	
<b>O.SECURE-CHANNELS</b>	
<b>O.INTERNAL-SECURE-CHANNELS</b>	
<b>O.PROOF_OF_IDENTITY</b>	
<b>O.OPERATE</b>	
<b>O.API</b>	
<b>O.DATA-CONFIDENTIALITY</b>	
<b>O.DATA-INTEGRITY</b>	
<b>O.ALGORITHMS</b>	
<b>O.IC.PROOF_OF_IDENTITY</b>	The underlying IC used by the TOE is uniquely identified.
<b>O.IC.SUPPORT</b>	The IC embedded software shall support the following functionalities: <ul style="list-style-type: none"> <li>(1) It does not allow the TSFs to be bypassed or altered and does not allow access to low-level functions other than those made available by the packages of the API. That includes the protection of its private data and code (against disclosure or modification).</li> <li>(2) It provides secure low-level cryptographic processing to Profile Policy Enabler, Profile Package Interpreter, and Telecom Framework (S.PPE, S.PPI, and S.TELECOM).</li> <li>(3) It allows the S.PPE, S.PPI, and S.TELECOM to store data in "persistent technology memory" or in volatile memory, depending on its needs (for instance, transient objects must not be stored in non-volatile memory). The memory model is structured and allows for low-level control accesses (segmentation fault detection).</li> <li>(4) It provides a means to perform memory operations atomically for S.PPE, S.PPI, and S.TELECOM.</li> </ul>

<b>O.IC.RECOVERY</b>	If there is a loss of power while an operation is in progress, the underlying IC must allow the TOE to eventually complete the interrupted operation successfully, or recover to a consistent and secure state.
<b>O.RE.PPE-PPI</b>	The Runtime Environment shall provide secure means for card management activities, including: <ul style="list-style-type: none"> <li>○ load of a package file,</li> <li>○ installation of a package file,</li> <li>○ extradition of a package file or an application,</li> <li>○ personalization of an application or a Security Domain,</li> <li>○ deletion of a package file or an application,</li> <li>○ privileges update of an application or a Security Domain,</li> <li>○ access to an application outside of its expected availability.</li> </ul>
<b>O.RE.SECURE-COMM</b>	The Runtime Environment shall provide means to protect the confidentiality and integrity of applications communication.
<b>O.RE.API</b>	The Runtime Environment shall ensure that native code can be invoked only via an API.
<b>O.RE.DATA-CONFIDENTIALITY</b>	The Runtime Environment shall provide a means to protect at all times the confidentiality of the TOE sensitive data it processes.
<b>O.RE.DATA-INTEGRITY</b>	The Runtime Environment shall provide a means to protect at all times the integrity of the TOE sensitive data it processes.
<b>O.RE.IDENTITY</b>	The Runtime Environment shall ensure the secure identification of the applications it executes.
<b>O.RE.CODE-EXE</b>	The Runtime Environment shall prevent unauthorized code execution by applications.
<b>O.SECURE_LOAD_ACODE</b>	The Loader of the Initial TOE shall check an evidence of authenticity and integrity of the loaded Additional Code. The Loader enforces that only the allowed version of the Additional Code can be loaded on the Initial TOE. The Loader shall forbid the loading of an Additional Code not intended to be assembled with the Initial TOE. During the Load Phase of an Additional Code, the TOE shall remain secure.
<b>O.SECURE_AC_ACTIVATION</b>	Activation of the Additional Code and update of the Identification Data shall be performed at the same time in an Atomic way. All the operations needed for the code to be able to operate as in the Final TOE shall be completed before activation. If the Atomic Activation is successful, then the resulting product is the Final TOE, otherwise (in case of interruption or incident which prevents the forming of the Final TOE such as tearing, integrity violation, errorcase...), the Initial TOE shall remain in its initial state or fail secure.
<b>O.TOE_IDENTIFICATION</b>	The Identification Data identifies the Initial TOE and Additional Code.

	<p>The TOE provides means to store Identification Data in its non-volatile memory and guarantees the integrity of these data.</p> <p>After Atomic Activation of the Additional Code, the Identification Data of the Final TOE allows identifications of Initial TOE and Additional Code. The user shall be able to uniquely identify Initial TOE and Additional Code(s) which are embedded in the Final TOE.</p>
<b>O.CONFID-UPDATE-IMAGE.LOAD</b>	The TOE shall ensure that the D.UPDATE_IMAGE transferred to the device is not disclosed during the installation.
<b>O.AUTH-LOAD-UPDATE-IMAGE</b>	The TOE shall ensure that it is only possible to load an authorized image.
<b>O.LOAD</b>	

## 5.2 Security Objectives for the Operational Environment

The list and definitions of the Security Objectives for the Operational Environment from [PP-eUICC] and [PP-JCS] where no refinements are made are not repeated here. See section 3.4.3.2 for complete list of Security Objectives for the Operational Environment.

<b>O.ENV</b>	<b>Added objectives description</b>
<b>OE.CI</b>	
<b>OE.SM-DPplus</b>	
<b>OE.MNO</b>	
<b>OE.TRUSTED-PATHS-LPAd</b>	
<b>OE.APPLICATIONS</b>	
<b>OE.CAP_FILE</b>	
<b>OE.VERIFICATION</b>	
<b>OE.CODE-EVIDENCE</b>	
<b>OE.MNO-SD</b>	
<b>OE.CONFID_UPDATE_IMAGE.CREATE</b>	Confidentiality of Update Image – CREATE The off-card Update Image Creator ensures that the confidentiality and integrity requirements are met.

## 5.3 Security Objectives Rationale

### 5.3.1 Threats

#### 5.3.1.1 *Unauthorized profile and platform management*

##### **T.UNAUTHORIZED-PROFILE-MNG:**

This threat is covered by requiring authentication and authorization from the legitimate actors:

- O.PPE-PPI and O.eUICC-DOMAIN-RIGHTS ensure that only authorized and authenticated actors (SM-DP+ and MNO OTA Platform) will access the Security Domains functions and content;
- OE.SM-DPplus and OE.MNO protect the corresponding credentials when used offcard. The on-card access control policy relies upon the underlying Runtime Environment, which ensures confidentiality and integrity of application data (O.RE.DATA-CONFIDENTIALITY and O.RE.DATA-INTEGRITY). The authentication is supported by corresponding secure channels;
- O.SECURE-CHANNELS and O.INTERNAL-SECURE-CHANNELS provide a secure channel for communication with SM-DP+ and a secure channel for communication with MNO OTA Platform. These secure channels rely upon the underlying Runtime Environment, which protects the applications communications (O.RE.SECURE-COMM).

Since the MNO-SD Security Domain is not part of the TOE, the operational environment has to guarantee that it will use securely the SCP80/81 secure channel provided by the TOE (OE.MNO-SD). In order to ensure the secure operation of the Application Firewall, the following objectives for the operational environment are also required:

- compliance to security guidelines for applications (OE.APPLICATIONS and OE.CODE-EVIDENCE).

##### **T.UNAUTHORIZED-PLATFORM-MNG**

This threat is covered by requiring authentication and authorization from the legitimate actors:

- O.PPE-PPI and O.eUICC-DOMAIN-RIGHTS ensure that only authorized and authenticated actors will access the Security Domains functions and content.

The on-card access control policy relies upon the underlying Runtime Environment, which ensures confidentiality and integrity of application data (O.RE.DATA-CONFIDENTIALITY and O.RE.DATA-INTEGRITY).

In order to ensure the secure operation of the Application Firewall, the following objectives for the operational environment are also required: o compliance to security guidelines for applications (OE.APPLICATIONS and OE.CODE-EVIDENCE).

##### **T.PROFILE-MNG-INTERCEPTION**

Commands and profiles are transmitted by the SM-DP+ to its on-card representative (ISD-P), while profile data (including meta-data such as PPRs) is also transmitted by the MNO OTA Platform to its on-card representative (MNO-SD).

Consequently, the TSF ensures:

- Security of the transmission to the Security Domain (O.SECURE-CHANNELS and O.INTERNAL-SECURE-CHANNELS) by requiring authentication from SM-DP+ and MNO OTA Platforms, and protecting the transmission from unauthorized disclosure, modification and replay. These secure channels rely upon the underlying Runtime Environment, which protects the applications communications (O.RE.SECURE-COMM).

Since the MNO-SD Security Domain is not part of the TOE, the operational environment has to guarantee that it will securely use the SCP80/81 secure channel provided by the TOE (OE.MNO-SD). OE.SM-DPplus and OE.MNO ensure that the credentials related to the secure channels will not be disclosed when used by off-card actors.

## **T.PROFILE-MNG-ELIGIBILITY**

Device Info and eUICCInfo2, transmitted by the eUICC to the SM-DP+, are used by the SM-DP+ to perform the Eligibility Check prior to allowing profile download onto the eUICC.

Consequently, the TSF ensures:

- Security of the transmission to the Security Domain (O.SECURE-CHANNELS and O.INTERNAL-SECURE-CHANNELS) by requiring authentication from SM-DP+, and protecting the transmission from unauthorized disclosure, modification and replay. These secure channels rely upon the underlying Runtime Environment, which protects the applications communications (O.RE.SECURE-COMM).

OE.SM-DPplus ensures that the credentials related TO the secure channels will not be disclosed when used by off-card actors. O.DATA-INTEGRITY and O.RE.DATA-INTEGRITY ensure that the integrity of Device Info and eUICCInfo2 is protected at the eUICC level.

### **5.3.1.2 Identity Tampering**

## **T.UNAUTHORIZED-IDENTITY-MNG**

O.PPE-PPI and O.eUICC-DOMAIN-RIGHTS covers this threat by providing an access control policy for ECASD content and functionality.

The on-card access control policy relies upon the underlying Runtime Environment, which ensures confidentiality and integrity of application data (O.RE.DATA-CONFIDENTIALITY and O.RE.DATA-INTEGRITY).

O.RE.IDENTITY ensures that at the Java Card level, the applications cannot impersonate other actors or modify their privileges.

## **T.IDENTITY-INTERCEPTION**

O.INTERNAL-SECURE-CHANNELS ensures the secure transmission of the shared secrets from the ECASD to ISD-R and ISD-P. These secure channels rely upon the underlying Runtime Environment, which protects the applications communications (O.RE.SECURE-COMM).

OE.CI ensures that the CI root will manage securely its credentials off-card.

### ***5.3.1.3 eUICC cloning***

#### **T.UNAUTHORIZED-eUICC**

O.PROOF\_OF\_IDENTITY guarantees that the off-card actor can be provided with a cryptographic proof of identity based on an EID.

O.PROOF\_OF\_IDENTITY guarantees this EID uniqueness by basing it on the eUICC hardware identification (which is unique due to O.IC.PROOF\_OF\_IDENTITY).

### ***5.3.1.4 LPAAd impersonation***

#### **T.LPAAd-INTERFACE-EXPLOIT**

OE.TRUSTED-PATHS-LPAAd ensures that the interfaces ES10a, ES10b and ES10c are trusted paths to the LPAAd.

### ***5.3.1.5 Unauthorized access to the mobile network***

#### **T.UNAUTHORIZED-MOBILE-ACCESS**

The objective O.ALGORITHMS ensures that a profile may only access the mobile network using a secure authentication method, which prevents impersonation by an attacker.

### ***5.3.1.6 Second Level Threats***

#### **T.LOGICAL-ATTACK**

This threat is covered by controlling the information flow between Security Domains and the PPE, PPI, the Telecom Framework or any native/OS part of the TOE. As such it is covered:

- by the APIs provided by the Runtime Environment (O.RE.API);
- by the APIs of the TSF (O.API); the APIs of Telecom Framework, PPE and PPI shall ensure atomic transactions (O.IC.SUPPORT).

Whenever sensitive data of the TOE are processed by applications, confidentiality and integrity must be protected at all times by the Runtime Environment (O.RE.DATA-CONFIDENTIALITY, O.RE.DATA-INTEGRITY). However these sensitive data are also processed by the PPE, PPI and the Telecom Framework, which are not protected by these mechanisms. Consequently,

- the TOE itself must ensure the correct operation of PPE, PPI and Telecom Framework (O.OPERATE), and

- PPE, PPI and Telecom Framework must protect the confidentiality and integrity of the sensitive data they process, while applications must use the protection mechanisms provided by the Runtime Environment (O.DATA-CONFIDENTIALITY, O.DATA-INTEGRITY).

This threat is covered by:

- prevention of unauthorized code execution by applications (O.RE.CODE-EXE).

The following objectives for the operational environment are also required:

- compliance to security guidelines for applications (OE.APPLICATIONS and OE.CODE-EVIDENCE).

## **T.PHYSICAL-ATTACK**

This threat is countered mainly by physical protections which rely on the underlying Platform and are therefore an environmental issue.

The security objectives O.IC.SUPPORT and O.IC.RECOVERY protect sensitive assets of the Platform against loss of integrity and confidentiality and especially ensure the TSFs cannot be bypassed or altered.

In particular, the security objective O.IC.SUPPORT provides functionality to ensure atomicity of sensitive operations, secure low level access control and protection against bypassing of the security features of the TOE. In particular, it explicitly ensures the independent protection in integrity of the Platform data.

Since the TOE cannot only RELY on the IC protection measures, the TOE shall enforce any necessary mechanism to ensure resistance against side channels (O.DATA-CONFIDENTIALITY). For the same reason, the Java Card Platform security architecture must cover side channels (O.RE.DATA-CONFIDENTIALITY).

### ***5.3.1.7 eUICC OS Update capability***

#### **T.CONFID-UPDATE-IMAGE.LOAD**

O.CONFID-UPDATEIMAGE.LOAD ensures the confidentiality of D.UPDATE\_IMAGE during installing it on the TOE.

OE.CONFID-UPDATEIMAGE.CREATE ensures that the D.UPDATE\_IMAGE is not transferred in plain and that the keys are kept secret.

#### **T.INTEG-UPDATE-IMAGE.LOAD**

O.SECURE\_LOAD\_ACODE ensures the authenticity and integrity of D.UPDATE\_IMAGE.

### **T.UNAUTH-UPDATE-IMAGE.LOAD**

O.AUTH-LOAD-UPDATE-IMAGE ensures that only authorized (allowed version) images can be loaded.

### **T.INTERRUPT\_OSU**

O.SECURE\_LOAD\_ACODE ensures that the TOE remains in a secure state after interruption of the OS Update procedure (Load Phase).

O.TOE\_IDENTIFICATION ensures that D.TOE\_IDENTIFICATION is only updated after successful OS Update procedure.

O.SECURE\_AC\_ACTIVATION ensuring that the update OS is only activated after successful (atomic) OS Update procedure.

### 5.3.2 Organizational Security Policies

**OSP.LIFE-CYCLE** O.PPE-PPI ensures that there is a single ISD-P enabled at a time. The profile deletion capability relies on the secure application deletion mechanisms provided by OE.RE.PPE-PPI. O.OPERATE contributes to this OSP by ensuring that the Platform security functions are always enforced.

**OSP.VERIFICATION** is upheld by the security objective of the environment OE.VERIFICATION which guarantees that all the bytecodes shall be verified at least once, before the loading, before the installation or before the execution in order to ensure that each bytecode is valid at execution time. This policy is also upheld by the security objective of the environment OE.CODE-EVIDENCE which ensures that evidences exist that the application code has been verified and not changed after verification, and by the security objective for the TOE O.LOAD which shall ensure that the loading of a CAP file into the card is safe.

### 5.3.3 Assumptions

**A.TRUSTED-PATHS-LPAd** This assumption is upheld by OE.TRUSTED-PATHS-LPAd.

**A.ACTORS** This assumption is upheld by objectives OE.CI, OE.SM-DPplus, and OE.MNO, which ensure that credentials and otherwise sensitive data will be managed correctly by each actor of the infrastructure.

**A.APPLICATIONS** This assumption is directly upheld by objective OE.APPLICATIONS.

**A.CAP\_FILE** is upheld by the security objective for the operational environment OE.CAP\_FILE which ensures that no CAP file loaded post-issuance shall contain native methods.

**A.VERIFICATION** This assumption is upheld by the security objective on the operational environment OE.VERIFICATION which guarantees that all the bytecodes shall be verified at least once, before the loading, before the installation or before the execution in order to ensure that each bytecode is valid at execution time. This assumption is also upheld by the seCURITY objective of the environment OE.CODE-EVIDENCE which ensures that evidences exist that the application code has been verified and not changed after verification.

### 5.3.4 Rationale tables

#### 5.3.4.1 Threats Rationale

Threats	Security Objectives	Rationale
T.UNAUTHORIZEDPROFILE-MNG	O.eUICC-DOMAIN-RIGHTS, OE.SM-DPPLUS, OE.MNO, O.PPE-PPI, O.SECURE-CHANNELS, OE.APPLICATIONS, OE.CODE-EVIDENCE, O.INTERNAL-SECURECHANNELS, O.RE.SECURE-COMM, O.RE.DATA-CONFIDENTIALITY, O.RE.DATA-INTEGRITY, OE.MNO-SD	Section 5.3.1.1
T.UNAUTHORIZEDPLATFORM-MNG	O.eUICC-DOMAIN-RIGHTS, O.PPE-PPI, OE.APPLICATIONS, OE.CODE-EVIDENCE, O.RE.DATA-	Section 5.3.1.1

	CONFIDENTIALITY, O.RE.DATA-INTEGRITY	
T.PROFILE-MNG-INTERCEPTION	OE.SM-DPplus, OE.MNO, O.SECURE-CHANNELS, O.INTERNAL-SECURE-CHANNELS, O.RE.SECURE-COMM, OE.MNO-SD	Section 5.3.1.1
T.PROFILE-MNG-ELIGIBILITY	OE.SM-DPplus, O.RE.SECURE-COMM, O.SECURE-CHANNELS, O.INTERNAL-SECURE-CHANNELS, O.RE.DATA-INTEGRITY, O.DATA-INTEGRITY	Section 5.3.1.1
T.UNAUTHORIZED-IDENTITY-MNG	O.eUICC-DOMAIN-RIGHTS, O.PPE-PPI, O.RE.DATA-CONFIDENTIALITY, O.RE.DATA-INTEGRITY, O.RE.IDENTITY	Section 5.3.1.2
T.IDENTITY-INTERCEPTION	OE.CI, O.INTERNAL-SECURE-CHANNELS, O.RE.SECURE-COMM	Section 5.3.1.2
T.UNAUTHORIZED-eUICC	O.PROOF_OF_IDENTITY, O.IC.PROOF_OF_IDENTITY	Section 5.3.1.3
T.LPAd-INTERFACE-EXPLOIT	OE.TRUSTED-PATHS-LPAd	Section 5.3.1.4
T.UNAUTHORIZED-MOBILE-ACCESS	O.ALGORITHMS	Section 5.3.1.5
T.LOGICAL-ATTACK	O.DATA-CONFIDENTIALITY, O.DATA-INTEGRITY, O.API, OE.APPLICATIONS, OE.CODE-EVIDENCE, O.OPERATE, O.RE.API, O.RE.CODE-EXE, O.IC.SUPPORT, O.RE.DATA-CONFIDENTIALITY, O.RE.DATA-INTEGRITY	Section 5.3.1.6
T.PHYSICAL-ATTACK	O.IC.SUPPORT, O.IC.RECOVERY, O.DATA-CONFIDENTIALITY, O.RE.DATA-CONFIDENTIALITY	Section 5.3.1.6
T.CONFID-UPDATE-IMAGE.LOAD	O.CONFID-UPDATEIMAGE.LOAD, OE.CONFID-UPDATEIMAGE.CREATE	Section 5.3.1.7
T.INTEG-UPDATE-IMAGE.LOAD	O.SECURE_LOAD_ACODE	Section 5.3.1.7
T.UNAUTH-UPDATE-IMA-E.LOAD	O.AUTH-LOAD-UPDATE-IMAGE	Section 5.3.1.7
T.INTERRUPT_OSU	O.SECURE_LOAD_ACODE, O.TOE_IDENTIFICATION, O.SECURE_AC_ACTIVATION	section 5.3.1.7

Table 13 - Threats and Security Objectives- Coverage

Security Objectives	Threats
O.PRE-PPI	T.UNAUTHORIZED-PROFILE-MNG, T.UNAUTHORIZED-PLATFORM-MNG, T.UNAUTHORIZED-IDENTITY-MNG
O.eUICC-DOMAIN-RIGHTS	T.UNAUTHORIZED-PROFILE-MNG, T.UNAUTHORIZED-PLATFORM-MNG, T.UNAUTHORIZED-IDENTITY-MNG
O.Secure-CHANNELS	T.UNAUTHORIZED-PROFILE-MNG, T.PROFILE-MNG-INTERCEPTION, T.PROFILE-MNG-ELIGIBILITY

O.INTERNAL-SECURE-CHANNELS	T.UNAUTHORIZED-PROFILE-MNG, T.PROFILE-MNG-INTERCEPTION, T.PROFILE-MNG-ELIGIBILITY, T.IDENTITY-INTERCEPTION
O.PROOF_OF_IDENTITY	T.UNAUTHORIZED-eUiCC
O.OPERATE	T.LOGICAL-ATTACK
O.API	T.LOGICAL-ATTACK
O.DATA-CONFIDENTIALITY	T.LOGICAL-ATTACK, T.PHYSICAL-ATTACK
O.DATA-INTEGRITY	T.PROFILE-MNG-ELIGIBILITY, T.LOGICAL-ATTACK
O.ALGORITHMS	T.UNAUTHORIZED-MOBILE-ACCESS
OE.CI	T.IDENTITY-INTERCEPTION
OE.SM-DPplus	T.UNAUTHORIZED-PROFILE-MNG, T.PROFILE-MNG-INTERCEPTION, T.PROFILE-MNG-ELIGIBILITY
OE.MNO	T.UNAUTHORIZED-PROFILE-MNG, T.PROFILE-MNG-INTERCEPTION
O.IC.PROOF_OF_IDENTITY	T.UNAUTHORIZED-eUICC
O.IC.SUPPORT	T.LOGICAL-ATTACK, T.PHYSICAL-ATTACK
O.IC.RECOVERY	T.PHYSICAL-ATTACK
O.RE.PPE-PPI	
O.RE.SECURE-COMM	T.UNAUTHORIZED-PROFILE-MNG, T.PROFILE-MNG-INTERCEPTION, T.PROFILE-MNG-ELIGIBILITY, T.IDENTITY-INTERCEPTION
O.RE.API	T.LOGICAL-ATTACK
O.RE.DATA-CONFIDENTIALITY	T.UNAUTHORIZED-PROFILE-MNG, T.UNAUTHORIZED-PLATFORM-MNG, T.UNAUTHORIZED-IDENTITY-MNG, T.LOGICAL-ATTACK, T.PHYSICAL-ATTACK
O.RE.DATA-INTEGRITY	T.UNAUTHORIZED-PROFILE-MNG, T.UNAUTHORIZED-PLATFORM-MNG, T.PROFILE-MNG-ELIGIBILITY, T.UNAUTHORIZED-IDENTITY-MNG, T.LOGICAL-ATTACK
O.RE.IDENTITY	T.UNAUTHORIZED-IDENTITY-MNG
O.RE.CODE-EXE	T.LOGICAL-ATTACK
OE.TRUSTED-PATHS-LPAd	T.LPAd-INTERFACE-EXPLOIT
OE.APPLICATIONS	T.UNAUTHORIZED-PROFILE-MNG, T.UNAUTHORIZED-PLATFORM-MNG, T.LOGICAL-ATTACK
OE.CODE-EVIDENCE	T.UNAUTHORIZED-PROFILE-MNG, T.UNAUTHORIZED-PLATFORM-MNG, T.LOGICAL-ATTACK
OE.MNO-SD	T.UNAUTHORIZED-PROFILE-MNG, T.PROFILE-MNG-INTERCEPTION
O.SECURE_LOAD_ACODE	T.INTEG-UPDATE-IMAGE.LOAD, T.INTERRUPT_OSU
O.SEC-RE_AC_ACTIVATION	T.INTERRUPT_OSU
O.TOE_IDENTIFICATION	T.INTERRUPT_OSU
O.CONFID-UPDATE-IMAGE.LOAD	T.CONFID-UPDATE-IMAGE.LOAD
O.AUTH-LOAD-UPDATE-IMAGE	T.UNAUTH-UPDATE-IMAGE.LOAD
OE.CONFID_UPDATE_IMAGE.CREATE	T.CONFID-UPDATE-IMAGE.LOAD

Table 14 - Security Objectives and threats

### 5.3.4.2 Organizational Security Policies Rationale

Organizational Policies	Security–	Security Objectives	Rationale
OSP.LIFE-CYCLE		O.PRE-PPI, O.RE.PPE-PPI, O.OPERATE	Section 5.3.2
OSP.VERIFICATION		OE.VERIFICATION, O.LOAD, OE.CODE-EVIDENCE	Section 5.3.2

Table 15 - Organizational Security Policies and Security Objectives- Coverage

Security Objectives	Organizational Security Policies
O.PRE-PPI	OSP.LIFE-CYCLE
O.eUICC-DOMAIN-RIGHTS	
O.SECURE-CHANNELS	
O.INTERNAL-SECURE-CHANNELS	
O.PROOF_OF_IDENTITY	
O.OPERATE	OSP.LIFE-CYCLE
O.API	
O.DATA-CONFIDENTIALITY	
O.DATA-INTEGRITY	
O.ALGORITHMS	
OE.CI	
OE.SM-DPplus	
OE.MNO	
O.IC.PROOF_OF_IDENTITY	
O.IC.SUPPORT	
O.IC.RECOVERY	
O.RE.PPE-PPI	OSP.LIFE-CYCLE
O.RE.SECURE-COMM	
O.RE.API	
O.RE.DATA-CONFIDENTIALITY	
O.RE.DATA-INTEGRITY	
O.RE-IDENTITY	
O.RE.CODE-EXE	
O.LOAD	OSP.VERIFICATION
OE.TRUSTED-PATHS-LPAd	
OE.APPLICATIONS	
OE.CAP_FILE	
OE.VERIFICATION	OSP.VERIFICATION
OE.CODE-EVIDENCE	OSP.VERIFICATION
OE.MNO-SD	
OE.SM-DS	
OE.CONFID_UPDATE_IMAGE.CREATE	

Table 16 - Security Objectives and Organizational Security Policies

### 5.3.4.3 Assumptions Rationale

Assumptions	Security Objectives for the Operational Environment	Rationale
A.TRUSTED-PATHS-LPAd	OE.TRUSTED-PATHS-LPAd	Section 5.3.3
A.ACTORS	OE.CI, OE.SM-DPplus, OE.MNO	Section 5.3.3
A.APPLICATIONS	OE.APPLICATIONS, OE.CODE-EVID-NCE	Section 5.3.3
A.VERIFICATION	OE.VERIFICATION	Section 5.3.3
A.CAP_FILE	OE.CAP_FILE	Section 5.3.3

Table 17 - Assumptions and Security Objectives for the Operational Environment- Coverage

Security Objectives for the Operational Environment	Assumptions
OE.CI	A.ACTORS
OE.SM-DPplus	A.ACTORS
OE.MNO	A.ACTORS
OE.IC.PROOF_OF_IDENTITY	
OE.IC.SUPPORT	
OE.IC.RECOVERY	
OE.RE.PPE-PPI	
OE.RE.SECURE-COMM	
OE.RE.API	
OE.RE.DATA-CONFIDENTIALITY	
OE.RE.DATA-INTEGRITY	
OE.RE.IDENTI-Y	
OE.RE.CODE-EXE	
OE.TRUSTED-PATHS-LPAd	A.TRUSTED-PATHS-LPAd
OE.APPLICATIONS	A.APPLICATIONS
OE.CAP_FILE	A.CAP_FILE
OE.VERIFICATION	A.VERIFICATION
OE.CODE-EVIDENCE	A.APPLICATIONS
OE.MNO-SD	
OE.CONFID_UPDATE_IMA-E.CREATE	

Table 18 - Assumptions and Security Objectives for the Operational Environment

## 6 EXTENDED COMPONENTS DEFINITION

---

The same extended component definition than [PP-eUICC] are defined in the current Security target:

- Extended Family FIA\_API - Authentication Proof of Identity
- Extended Family FPT\_EMS - TOE Emanation
- Extended Family FCS\_RNG – Random number generation
- Extended Family FAU\_SAS – Audit Data Storage

The extended components definition (FIA\_API, FPT\_EMS, FCS\_RNG) from [PP-eUICC] is not repeated Here. The same for FAU\_SAS.1 which definition from [PP-84], section 5.3 have been taken with no modification.

## 7 SECURITY REQUIREMENTS

---

The following conventions are used in the definitions of the SFRs:

- Selections and assignments that have already been made in the [PP-eUICC], [PP-JCS] or [PP-GP] are in **bold**, and the original text on which the selection or assignment has been made is not reminded.
- Selections and assignments made in this ST are in **blue or bold blue**.
- ~~text~~ means item (eg. CARD\_LOCKED and TERMINATE states) not applicable to eUICC.

### 7.1 eUICC Security Functional Requirements

The introduction and security attributes definition are present in [PP-eUICC] section 6.1 and are not repeated here.

### 7.1.1 Identification and authentication

#### FIA\_UID.1/EXT Timing of identification

**FIA\_UID.1.1/EXT** The TSF shall allow

- **application selection**
- **requesting data that identifies the eUICC**
- **[assignment: none].**

on behalf of the user to be performed before the user is identified.

**FIA\_UID.1.2/EXT** the TSF shall require each user to be successfully identified before allowing any other TSF-mediated actions on behalf of that user.

#### FIA\_UAU.1/EXT Timing of authentication

**FIA\_UAU.1.1/EXT** The TSF shall allow

- **application selection**
- **requesting data that identifies the eUICC**
- **user identification**
- **[assignment: none]**

on behalf of the user to be performed before the user is authenticated.

**FIA\_UAU.1.2/EXT** The TSF shall require each user to be successfully authenticated before allowing any other TSF-mediated actions on behalf of that user.

#### FIA\_USB.1/EXT User-subject binding

**FIA\_USB.1.1/EXT** The TSF shall associate the following user security attributes with subjects acting on the behalf of that user:

- **SM-DP+ OID is associated to S.ISD-R, acting on behalf of U.SM-DPplus**
- **MNO OID is associated to U.MNO-SD, acting on behalf of U.MNO-OTA.**

**FIA\_USB.1.2/EXT** The TSF shall enforce the following rules on the initial association of user security attributes with subjects acting on the behalf of users:

- **Initial association of SM-DP+ OID and MNO OID requires U.SM-DPplus to be authenticated via "CERT.DPauth.ECDSA".**

**FIA\_USB.1.3/EXT** The TSF shall enforce the following rules governing changes to the user security attributes associated with subjects acting on the behalf of users:

- **change of SM-DP+ OID requires U.SM-DPplus to be authenticated via "cerT.DPauth.ECDSA"**
- **change of MNO OID is not allowed.**

#### FIA\_UAU.4/EXT Single-use authentication mechanisms

**FIA\_UAU.4.1/EXT** The TSF shall prevent reuse of authentication data related to **the authentication mechanism used to open a secure communication channel between the eUICC and**

- **U.SM-DPplus**
- **U.MNO-OTA.**

#### FIA\_UID.1/MNO-SD Timing of identification

**FIA\_UID.1.1/MNO-SD** The TSF shall allow [assignment: **none**] on behalf of the user to be performed before the user is identified.

**FIA\_UID.1.2/MNO-SD** The TSF shall require each user to be successfully identified before allowing any other TSF-mediated actions on behalf of that user.

#### FIA\_USB.1/MNO-SD User-subject binding

**FIA\_USB.1.1/MNO-SD** The TSF shall associate the following user security attributes with subjects acting on the behalf of that user: **The U.MNO-SD AID is associated to the S.IsD-P acting on behalf of U.MNO-SD.**

**FIA\_USB.1.2/MNO-SD** The TSF shall enforce the following rules on the initial association of user security attributes with subjects acting on the behalf of users: **Initial association of AID requires U.SM-DP+ to be authenticated via CERT.DPauth.ECDSA.**

**FIA\_USB.1.3/MNO-SD** The TSF shall enforce the following rules governing changes to the user security attributes associated with subjects acting on the behalf of users: **no change of AID is allowed.**

#### FIA\_ATD.1 User attribute definition

**FIA\_ATD.1.1** The TSF shall maintain the following list of security attributes belonging to individual users:

- **CERT.DPauth.ecdsa, CERT.DPpb.ECDSA, and SM-DP+ OID belonging to U.SM-DPplus;**
- **MNO OID belonging to U.MNO-OTA;**
- **AID belonging to U.MNO-SD.**

#### FIA\_API.1 Authentication Proof of Identity

**FIA\_API.1.1** The TSF shall provide a **cryptographic authentication mechanism based on the EID of the eUICC** to prove the identity of the TOE to an external entity.

### 7.1.2 Communication

#### FDP\_IFC.1/SCP Subset information flow control

**FDP\_IFC.1.1/SCP** The TSF shall enforce the **Secure Channel Protocol information flow control SFP** on

- **users/subjects:**
  - **U.SM-DPplus and S.ISD-R**
  - **U.MNO-OTA and U.MNO-SD**
- **information: transmission of commands.**

#### FDP\_IFF.1/SCP Simple security attributes

**FDP\_IFF.1.1/SCP** The TSF shall enforce the **Secure Channel Protocol information flow control SFP** based on the following types of subject and information security attributes:

- **users/subjects:**
  - **U.SM-DPplus and S.ISD-R, with security attribute D.SECRETS**
  - **U.MNO-OTA and U.MNO-SD, with security attribute D.MNO\_KEYS**
- **information: transmission of commands.**

**FDP\_IFF.1.2/SCP** The TSF shall permit an information flow between a controlled subject and controlled information via a controlled operation if the following rules hold:

- **The TOE shall permit communication between U.MNO-OTA and U.MNOSD in a SCP80 or SCP81 secure channel.**

**FDP\_IFF.1.3/SCP** The TSF shall enforce the [assignment: [none](#)].

**FDP\_IFF.1.4/SCP** The TSF shall explicitly authorise an information flow based on the following rules: [assignment: [none](#)].

**FDP\_IFF.1.5/SCP** The TSF shall explicitly deny an information flow based on the following rules:

- **The TOE shall reject communication between U.SM-DPplus and S.ISD-R if it is not performed in a SCP-SGP22 secure channel.**

#### FTP\_ITC.1/SCP Inter-TSF trusted channel

**FTP\_ITC.1.1/SCP** The TSF shall provide a communication channel between itself and another trusted IT product that is logically distinct from other communication channels and provides assured identification of its end points and protection of the channel data from modification or disclosure.

**FTP\_ITC.1.2/SCP** The TSF shall permit another trusted IT product to initiate communication via the trusted channel.

**FTP\_ITC.1.3/SCP** The TSF shall initiate communication via the trusted channel for [assignment: [following list of functions for which a trusted channel is required](#)].

[The TSF shall permit the SM-DP+ to open a SCP-SGP22 secure channel to transmit the following operations:](#)

- ES8+.InitialiseSecureChannel
- ES8+.ConfigureISDP
- ES8+.StoreMetadata
- ES8+.ReplaceSessionKeys
- ES8+.LoadProfileElements.

[The TSF shall permit the LPAd to transmit the following operations:](#)

- ES10a.GetEuiccConfiguredAddresses
- ES10a.SetDefaultDpAddress
- ES10b.PrepareDownload
- ES10b.LoadBoundProfilePackage
- ES10b.GetEUICCChallenge
- ES10b.GetEUICCInfo
- ES10b.ListNotification
- ES10b.RetrieveNotificationsList
- ES10b.RemoveNotificationFromList
- ES10b.AuthenticateServer
- ES10b.CancelSession
- ES10c.GetProfilesInfo
- ES10c.EnableProfile
- ES10c.DisableProfile
- ES10c.DeleteProfile
- ES10c.eUICCMemoryReset
- ES10c.GetEID
- ES10c.SetNickname
- ES10c.GetRAT.

[The TSF shall permit the remote OTA Platform to open a SCP80 or SCP81 secure channel to transmit the following operation:](#)

- ES6.UpdateMetadata.

## **FDP\_ITC.2/SCP Import of user data with security attributes**

**FDP\_ITC.2.1/SCP** The TSF shall enforce the **Secure Channel Protocol information flow control SFP** when importing user data, controlled under the SFP, from outside of the TOE.

**FDP\_ITC.2.2/SCP** The TSF shall use the security attributes associated with the imported user data.

**FDP\_ITC.2.3/SCP** The TSF shall ensure that the protocol used provides for the unambiguous association between the security attributes and the user data received.

**FDP\_ITC.2.4/SCP** The TSF shall ensure that interpretation of the security attributes of the imported user data is as intended by the source of the user data.

**FDP\_ITC.2.5/SCP** The TSF shall enforce the following rules when importing user data controlled under the SFP from outside the TOE: [assignment: [none](#)].

#### **FPT\_TDC.1/SCP Inter-TSF basic TSF data consistency**

**FPT\_TDC.1.1/SCP** The TSF shall provide the capability to consistently interpret

- **Commands from U.SM-DPplus and U.MNO-OTA**
- **Downloaded objects from U.SM-DPplus and U.MNO-OTA**

when shared between the TSF and another trusted IT product.

**FPT\_TDC.1.2/SCP** The TSF shall use [assignment: [none](#)] when interpreting the TSF data from another trusted IT product.

#### **FDP\_UCT.1/SCP Basic data exchange confidentiality**

**FDP\_UCT.1.1/SCP** The TSF shall enforce the **Secure Channel Protocol information flow control SFP** to receive user data in a manner protected from unauthorised disclosure.

## FDP\_UIT.1/SCP Data exchange integrity

**FDP\_UIT.1.1/SCP** The TSF shall enforce the **Secure Channel Protocol information flow control SFP** to receive user data in a manner protected from modification, deletion, insertion and replay errors.

**FDP\_UIT.1.2/SCP** The TSF shall be able to determine on receipt of user data, whether modification, deletion, insertion and replay has occurred.

## FCS\_CKM.1/SCP-SM Cryptographic key generation

**FCS\_CKM.1.1/SCP-SM** The TSF shall generate cryptographic keys in accordance with a specified cryptographic key generation algorithm **ElGamal elliptic curves key agreement (ECKA)** and specified cryptographic key sizes **256** that meet the following: **ECKA-EG using one of the following standards:**

- **NIST P-256 (FIPS PUB 186-3 Digital Signature Standard)**
- **brainpoolP256r1 (BSI TR-03111, Version 1.11, RFC 5639)**
- **FRP256V1 (ANSSI ECC FRP256V1).**

Note: in this TOE, the **FRP256V1 (ANSSI ECC FRP256V1)** is not supported

## FCS\_CKM.2/SCP-MNO Cryptographic key distribution

**FCS\_CKM.2.1/SCP-MNO** The TSF shall distribute cryptographic keys in accordance with a specified cryptographic key distribution method [assignment: [distribution method from SCP-SGP22 \(SCP03t\)](#)] that meets the following: [assignment: [SGP.02 standard](#)].

## FCS\_CKM.4/SCP-SM Cryptographic key destruction

**FCS\_CKM.4.1/SCP-SM** The TSF shall destroy cryptographic keys in accordance with a specified cryptographic key destruction method [assignment: [wipe the buffer with random bytes](#)] that meets the following: [assignment: [none](#)].

## FCS\_CKM.4/SCP-MNO Cryptographic key destruction

**FCS\_CKM.4.1/SCP-MNO** The TSF shall destroy cryptographic keys in accordance with a specified cryptographic key destruction method [assignment: [invalidating memory containing the key in masked value](#)] that meets the following: [assignment: [none](#)].

### 7.1.3 Security Domains

#### FDP\_ACC.1/ISDR Subset access control

**FDP\_ACC.1.1/ISDR** The TSF shall enforce the **ISD-R access control SFP** on

- **subjects: S.ISD-R**
- **objects: S.ISD-P**
- **operations:**
  - **Create and configure profile**
  - **Store profile metadata**
  - **Enable profile**
  - **Disable profile**
  - **Delete profile**
  - **Perform a Memory reset.**

#### FDP\_ACF.1/ISDR Security attribute based access control

**FDP\_ACF.1.1/ISDR** The TSF shall enforce the **ISD-R access control SFP** to objects based on the following:

- **subjects: S.ISD-R**
- **objects:**
  - **S.ISD-P with security attributes "state" and "PPR"**
- **operations:**
  - **Create and configure profile**
  - **Store profile metadata**
  - **Enable profile**
  - **Disable profile**
  - **Delete profile**
  - **Perform a Memory reset.**

**FDP\_ACF.1.2/ISDR** The TSF shall enforce the following rules to determine if an operation among controlled subjects and controlled objects is allowed: **Authorized states:**

- **Enabling a S.ISD-P is authorized only if**
  - **the corresponding S.ISD-P is in the state "DISABLED" and**
  - **the currently enabled S.ISD-P's PPR data allows its disabling.**
- **Disabling a S.ISD-P is authorized only if**
  - **the corresponding S.ISD-P is in the state "ENABLED" and**
  - **the corresponding S.ISD-P's PPR data allows its disabling.**
- **Deleting a S.ISD-P is authorized only if**
  - **the corresponding S.ISD-P is not in the state "ENABLED" and**
  - **the corresponding S.ISD-P's PPR data allows its deletion.**
- **Performing a S.ISD-P Memory reset is authorized regardless of the involved S.ISD-P's state or PPR attribute.**

**FDP\_ACF.1.3/ISDR** The TSF shall explicitly authorise access of subjects to objects based on the following additional rules: [assignment: [none](#)].

**FDP\_ACF.1.4/ISDR** The TSF shall explicitly deny access of subjects to objects based on the following additional rules: [assignment: [none](#)].

#### **FDP\_ACC.1/ECASD Subset access control**

**FDP\_ACC.1.1/ECASD** The TSF shall enforce the **ECASD access control SFP** on

- **subjects: S.ISD-R,**  
**objects: S.ECASD,**  
**operations:**
  - **execution of a ECASD function**
  - **access to output data of these functions,**
- **[assignment: [none](#)].**

#### **FDP\_ACF.1/ECASD Security attribute based access control**

**FDP\_ACF.1.1/ECASD** The TSF shall enforce the **ECASD access control SFP** to objects based on the following:

- **subjects: S.ISD-R, with security attribute "AID"**  
**objects: S.ECASD**  
**operations:**
  - **execution of a ECASD function**
    - **Verification of the off-card entities Certificates (SM-DP+, SM-DS), provided by an ISD-R, with the CI public key (PK.CI.ECDSA)**
    - **Creation of an eUICC signature on material provided by an ISD-R.**
  - **access to output data of these functions.**
- **[assignment: [none](#)].**

**FDP\_ACF.1.2/ECASD** The TSF shall enforce the following rules to determine if an operation among controlled subjects and controlled objects is allowed:

- **Authorized users: only S.ISD-R, identified by its AID, shall be authorized to execute the following S.ECASD functions:**
  - **Verification of a certificate CERT.DPauth.ECDSA, CERT.DPpb.ECDSA, CERT.DP.TLS, CERT.DSauth.ECDSA, or CERT.DS.TLS, provided by an ISD-R, with the CI public key (PK.CI.ECDSA)**
  - **Creation of an eUICC signature, using D.SK.EUICC.ECDSA, on material provided by an ISD-R.**
- **[assignment: [none](#)].**

**FDP\_ACF.1.3/ECASD** The TSF shall explicitly authorise access of subjects to objects based on the following additional rules: [assignment: [none](#)].

**FDP\_ACF.1.4/ECASD** The TSF shall explicitly deny access of subjects to objects based on the following additional rules: [assignment: [none](#)].

#### 7.1.4 Platform Services

##### FDP\_IFC.1/Platform\_services Subset information flow control

**FDP\_IFC.1.1/Platform\_services** The TSF shall enforce the **Platform services information flow control SFP** on

**users/subjects:**

- **S.ISD-R, S.ISD-P, U.MNO-SD**
- **Platform code (S.PPE, S.PPI, S.TELECOM)**

**information:**

- **D.PROFILE\_NAA\_PARAMS**
- **D.PROFILE\_POLICY\_RULES**
- **D.PLATFORM\_RAT**

**operations:**

- **installation of a profile**
- **PPR and RAT enforcement**
- **network authentication.**

##### FDP\_IFF.1/Platform\_services Simple "security attributes

**FDP\_IFF.1.1/Platform\_services** The TSF shall enforce the **Platform services information flow control SFP** based on the following types of subject and information security attributes:

**users/subjects:**

- **S.ISD-R, S.ISD-P, U.MNO-SD, with security attribute "application identifier (AID)"**

**information:**

- **D.PROFILE\_NAA\_PARAMS**
- **D.PROFILE\_POLICY\_RULES**
- **D.PLATFORM\_RAT**

**operations:**

- **installation of a profile**
- **PPR and RAT enforcement**
- **network authentication.**

**FDP\_IFF.1.2/Platform\_services** The TSF shall permit an information flow between a controlled subject and controlled information via a controlled operation if the following rules hold:

- **D.PROFILE\_NAA\_PARAMS shall be transmitted only:**
  - **by U.MNO-SD to S.TELECOM in order to execute the network authentication function**
  - **by S.ISD-R to S.PPI using the profile installation function**
- **D.PROFILE\_POLICY\_RULES shall be transmitted only**

- by S.ISD-R to S.PPE in order to execute the PPR enforcement function o
- D.PLATFORM\_RAT shall be transmitted only**
- by S.ISD-R to S.PPE in order to execute the RAT enforcement function.

**FDP\_IFF.1.3/Platform\_services** The TSF shall enforce the [assignment: none].

**FDP\_IFF.1.4/Platform\_services** The TSF shall explicitly authorise an information flow based on the following rules: [assignment: none].

**FDP\_IFF.1.5/Platform\_services** The TSF shall explicitly deny an information flow based on the following rules: [assignment: none].

#### **FPT\_FLS.1/Platform\_services Failure with preservation of secure state**

**FPT\_FLS.1.1/Platform\_services** The TSF shall preserve a secure state when the following types of failures occur:

- **failure that lead to a potential security violation during the processing of a S.PPE, S.PPI or S.TELECOM API specific functions:**
  - **Installation of a profile**
  - **PPR and RAT enforcement**
  - **Network authentication**
- [assignment: none].

## 7.1.5 Security management

### FCS\_RNG.1 Random number generation

**FCS\_RNG.1.1** The TSF shall provide a [selection: **hybrid deterministic**] random number generator [selection: **DRG.4**] that implements: [assignment: **Hybrid design, Forward secrecy, Enhanced backward secrecy, Enhanced forward secrecy, Entropy input quality**].

Application Note:

- Hybrid design: (DRG.4.1) “The internal state of the RNG shall use PTRNG of class PTG.2 as random source”.
- Forward secrecy: (DRG.4.2) “The RNG provides forward secrecy”.
- Enhanced backward secrecy: (DRG.4.3) “The RNG provides backward secrecy even if the current internal state is known”.
- Enhanced forward secrecy: (DRG.4.4) “The RNG provides enhanced forward secrecy after calling the JAVA API “ALG\_KEYGENERATION” or “ALG\_TRNG””.
- Entropy input quality: (DRG.4.5) “The internal state of the RNG is seeded by an PTRNG of class PTG.2”.

**FCS\_RNG.1.2** The TSF shall provide random numbers that meet [assignment: **Output and mutual difference, Statistical tests**].

Application Note:

- Output and mutual difference: (DRG.4.6) “The RNG generates output for which  $2^{35}$  strings of bit length 128 are mutually different with probability greater than or equal to  $1 - \frac{1}{2^{58}}$ ”.
- Statistical tests: (DRG.4.7) “Statistical tests suites cannot practically distinguish the random numbers from output sequences of an ideal RNG. The random numbers must pass test procedure A [AIS31]”.

### FPT\_EMS.1 TOE Emanation

**FPT\_EMS.1.1** The TOE shall not emit [assignment: **side channels (power consumptions and electromagnetic fluctuations)**] in excess of [assignment: **IC limits**] enabling access to

- **D.SECRETS;**
- **D.SK.EUICC.ECDSA**

and the secret keys which are part of the following keysets:

- **D.MNO\_KEYS,**
- **D.PROFILE\_NAA\_PARAMS.**

**FPT\_EMS.1.2** The TSF shall ensure [assignment: [users](#)] are unable to use the following interface [assignment: [SPCOM secure processor communication](#)] to gain access to

- **D.SECRETS;**
- **D.SK.EUICC.ECDSA**

and **the secret keys which are part of the following keysets:**

- **D.MNO\_KEYS,**
- **D.PROFILE\_NAA\_PARAMS.**

### **FDP\_SDI.1 Stored data integrity monitoring**

**FDP\_SDI.1.1** The TSF shall monitor user data stored in containers controlled by the TSF for **integrity errors** on all objects, based on the following attributes: **integrity-sensitive data**.

**Refinement:**

The notion of integrity-sensitive data covers the assets of the Security Target TOE that require to be protected against unauthorized modification, including but not limited to the assets of this PP that require to be protected against unauthorized modification:

- D.MNO\_KEYS
- Profile data
  - D.PROFILE\_NAA\_PARAMS
  - D.PROFILE\_IDENTITY
  - D.PROFILE\_POLICY\_RULES
  - D.PROFILE\_USER\_CODES
- Management data
  - D.PLATFORM\_DATA
  - D.DEVICE\_INFO
  - D.PLATFORM\_RAT
- Identity management data
  - D.SK.EUICC.ECDSA
  - D.CERT.EUICC.ECDSA
  - D.PK.CI.ECDSA
  - D.EID
  - D.SECRETS
  - D.CERT.EUM.ECDSA
  - D.CRLs if existing

### **FDP\_RIP.1 Subset residual information protection**

**FDP\_RIP.1.1** The TSF shall ensure that any previous information content of a resource is made unavailable upon the deallocation of the resource from and allocation of the resource to the following objects:

- **D.SECRETS;**
- **D.SK.EUICC.ECDSA;**
- **The secret keys which are part of the following keysets:**
  - **D.MNO\_KEYS,**
  - **D.PROFILE\_NAA\_PARAMS.**

#### **FPT\_FLS.1 Failure with preservation of secure state**

**FPT\_FLS.1.1** The TSF shall preserve a secure state when the following types of failures occur:

- **failure of creation of a new ISD-P by ISD-R**
- **failure of installation of a profile by ISD-R.**

#### **FMT\_MSA.1/PLATFORM\_DATA Management on security attributes**

**FMT\_MSA.1.1/PLATFORM\_DATA** The TS shall enforce the **ISD-R access control policy** to restrict the ability to modify the security attributes **the following parts of D.PLATFORM\_DATA:**

- **ISD-P state**  
to
- **S.ISD-R to modify ISD-P state**
  - **from "INSTALLED" to "SELECTABLE" (during ISD-P creation)**
  - **from "ENABLED" to "DISABLED" (during profile disabling)**
- **S.ISD-R to modify ISD-P state**
  - **from "DISABLED" to "ENABLED" (during profile enabling).**

#### **FMT\_MSA.1/PPR Management of security attributes**

**FMT\_MSA.1.1/PPR** The TSF shall enforce the **Security Channel protocol information flow SFP, ISD-P content access control SFP and ISD-R access control SFP** to restrict the ability to change, default, query, modify and delete the security attributes

- **D.PROFILE\_POLICY\_RULES**  
to
- **S.ISD-R to change\_default, via function "ES8.ConfigureISDP"**
- **S.ISD-R to query**
- **S.ISD-P to modify, via function "ES6.UpdateMetadata"**
- **S.ISD-R to delete, via function "ES10c.DeleteProfile".**

#### **FMT\_MSA.1/CERT\_KEYS Management of security attributes**

**FMT\_MSA.1.1/CERT\_KEYS** The TSF shall enforce the **Security Channel protocol information flow SFP, ISD-R access control SFP and ECASD access control SFP** to restrict the ability to query and delete the security attributes

- **D.CERT.EUICC.ECDSA**
- **D.PK.CI.ECDSA**
- **D.CERT.EUM.ECDSA**
- **D.MNO\_KEYS**

to

- **S.ISD-R for:**
  - query **D.PK.CI.ECDSA**
  - delete **D.MNO\_KEYS**, via function "**ES10c.DeleteProfile**"
- **no actor for other operations.**

### **FMT\_SMF.1 specification of Management Functions**

**FMT\_SMF.1.1** The TSF shall be capable of performing the following management functions:  
[assignment: [following list of management functions](#)].

[List of management functions:](#)

- SCP information flow control (linked to roles S.ISD-R, U.SM-DPplus, S.ISD-P, U.MNO-SD, U.MNO-OTA)
- Platform services information flow control (linked to roles S.PPI, S.ISD-P, S.ISD-R, U.MNO-SD)
- ISD-R access control (linked to role S.ISD-R, U.SM-DPplus)
- ISD-P content access control (linked to roles S.ISD-P, U.MNO-SD, U.MNO-OTA)
- ECASD access control (linked to roles S.ECASD)

### **FMT\_SMR.1 Security roles**

**FMT\_SMR.1.1** The TSF shall maintain the roles

- **External users:**
  - **U.SM-DPplus**
  - **U.MNO-SD**
  - **U.MNO-OTA**
- **Subjects:**
  - **S.ISD-R**
  - **S.ISD-P**
  - **S.ECASD**
  - **S.PPI**
  - **S.PPE**
  - **S.TELECOM.**

**FMT\_SMR.1.2** The TSF shall be able to associate users with roles.

## FMT\_MSA.1/RAT Management of security attributes

**FMT\_MSA.1.1/RAT** The TSF shall enforce the **Platform services information flow SFP and ISD-R access control SFP** to restrict the ability to query the security attributes

- **D.PLATFORM\_RAT**

to

- **S.ISD-R to query**
- **S.PPE to query.**

## FMT\_MSA.3 Static attribute initialisation

**FMT\_MSA.3.1** The TSF shall enforce the **Security Channel Protocol information flow control SFP, ISD-P content access control SFP, ISD-R access control SFP and ECASD access control SFP** to provide restrictive default values for security attributes that are used to enforce the SFP.

**FMT\_MSA.3.2** The TSF shall allow the **no actor** to specify alternative initial values to override the default values when an object or information is created.

## 7.1.6 Mobile Network authentication

### FCS\_COP.1/Mobile\_network Cryptographic operation

**FCS\_COP.1.1/Mobile\_network** The TSF shall perform **Network authentication** in accordance with a specified cryptographic algorithm **MILENAGE**, **Tuak**, [selection: **CAVE**] and cryptographic key sizes **according to the corresponding standard** that meet the following:

- **MILENAGE according to standard [20] with the following restrictions:**
  - **Only use 128-bit AES as the kernel function do not support other choices**
  - **Allow any value for the constant OP**
  - **Allow any value for the constants C1-C5 and R1-R5, subject to the rules and recommendations in section 5.3 of the standard [20]**
- **Tuak according to [21] with the following restrictions:**
  - **Allow any value of TOP**
  - **Allow multiple iterations of Keccak**
  - **Support 256-bit K as well as 128-bit**
  - **To restrict supported sizes for RES, MAC, CK and IK to those currently supported in 3GPP standards.**
- **CAVE according to standard TIA TR-45.AHAG Common Cryptographic Algorithms**

### FCS\_CKM.2/Mobile\_network Cryptographic key distribution

**FCS\_CKM.2.1/Mobile\_network** The TSF shall distribute cryptographic keys in accordance with a specified cryptographic key distribution method [assignment: [following key distribution methods](#)] that meets the following: [assignment: [following standards](#)].

Item	Method	Standard
Milenage	distribution method from SCP-SGP22 (SCP03t)	[SGP.02]
Tuak	distribution method from SCP-SGP22 (SCP03t)	[SGP.02]
CAVE	distribution method from SCP-SGP22 (SCP03t)	[SGP.02]

### FCS\_CKM.4/Mobile\_network Cryptographic key destruction

**FCS\_CKM.4.1/Mobile\_network** The TSF shall destroy cryptographic keys in accordance with a specified cryptographic key destruction method [assignment: [invalidating memory containing the key in masked value](#)] that meets the following: [assignment: [none](#)].

## 7.2 Runtime Environment Security Requirements

The Subjects (prefixed with an "S"), the Objects (prefixed with an "O"), Information (prefixed with an "I") are defined and described in [PP-JCS] section 7.1. Security attributes linked to these subjects, objects and information are also defined in [PP-JCS] section 7.1. Finally, Operations (prefixed with "OP") definition and description are present in [PP-JCS] section 7.1.

### 7.2.1 CoreLG Security Functional requirements

#### 7.2.1.1 Firewall Policy

##### FDP\_ACC.2/FIREWALL Complete access control

**FDP\_ACC.2.1/FIREWALL** The TSF shall enforce the **FIREWALL access control SFP** on **S.CAP\_FILE, S.JCRE, S.JCVM, O.JAVAOBJECT** and all operations among subjects and objects covered by the SFP.

##### Refinement:

The operations involved in the policy are:

- OP.CREATE,
- OP.INVK\_INTERFACE,
- OP.INVK\_VIRTUAL,
- OP.JAVA,
- OP.THROW,
- OP.TYPE\_ACCESS
- OP.ARRAY\_LENGTH,
- OP.ARRAY\_T\_ALOAD,
- OP.ARRAY\_T\_ASTORE,
- OP.ARRAY\_AASTORE.

**FDP\_ACC.2.2/FIREWALL** The TSF shall ensure that all operations between any subject controlled by the TSF and any object controlled by the TSF are covered by an access control SFP.

##### FDP\_ACF.1/FIREWALL Security attribute based access control

**FDP\_ACF.1.1/FIREWALL** The TSF shall enforce the **FIREWALL access control SFP** to objects based on the following:

Subject/Object	Security attributes
S.CAP_FILE	LC Selection Status
S.JCVM	Active Applets, Currently Active Context
S.JCRE	Selected Applet Context
O.JAVAOBJECT	Sharing, Context, LifeTime

**FDP\_ACF.1.2/FIREWALL** The TSF shall enforce the following rules to determine if an operation among controlled subjects and controlled objects is allowed:

- **R.JAVA.1 ([JCRE3], §6.2.8): S.CAP\_FILE may freely perform OP.ARRAY\_ACCESS, OP.INSTANCE\_FIELD, OP.INVK\_VIRTUAL, OP.INVK\_INTERFACE, OP.THROW or**

- OP.TYPE\_ACCESS** upon any **O.JAVAOBJECT** whose sharing attribute has value "JCRE entry point" or "global array".
- **R.JAVA.'** ([JCRE3], §6.2.8): **S.CAP\_FILE** may freely perform **OP.ARRAY\_ACCESS**, **OP.INSTANCE\_FIELD**, **OP.INVK\_VIRTUAL**, **OP.INVK\_INTERFACE** or **OP.THROW** upon any **O.JAVAOBJECT** whose Sharing attribute has value "Standard" and whose Lifetime attribute has value "PERSISTENT" only if **O.JAVAOBJECT**'s Context attribute has the same value as the active context.
  - **R.JAVA.3** ([JCRE3], §6.2.8.10): **S.CAP\_FILE** may perform **OP.TYPE\_ACCESS** upon an **O.JAVAOBJECT** whose Sharing attribute has value "SIO" only if **O.JAVAOBJECT** is cast into (checkcast) or is being verified as being an instance of (instanceof) an interface that extends the Shareable interface.
  - **R.JAVA.4** ([JCRE3], §6.2.8.6): **S.CAP\_FILE** may perform **OP.INVK\_INTERFACE** upon an **O.JAVAOBJECT** whose Sharing attribute has the value "SIO", and whose Context attribute has the value "CAP File AID", only if the invoked interface method extends the Shareable interface and one of the following conditions applies:
    - a) The value of the attribute Selection Status of the package whose AID is "CAP File AID" is "Multiselectable",
    - b) The value of the attribute Selection Status of the package whose AID is "CAP File AID" is "Non-multiselectable", and either "CAP File AID" is the value of the currently selected applet or otherwise "CAP File AID" does not occur in the attribute Active Applets.
  - **R.JAVA.5**: **S.CAP\_FILE** may perform **OP.CREATE** only if the value of the Sharing parameter is "Standard".
  - **R.JAVA.6** ([JCRE3], §6.2.8): **S.CAP\_FILE** may freely perform **OP.ARRAY\_ACCESS** or **OP.ARRAY\_LENGTH** upon any **O.JAVAOBJECT** whose Sharing attribute has value "global array".

**FDP\_ACF.1.3/FIREWALL** The TSF shall explicitly authorise access of subjects to objects based on the following additional rules:

- 1) The subject **S.JCRE** can freely perform **OP.JAVA("")** and **OP.CREATE**, with the exception given in **FDP\_ACF.1.4/FIREWALL**, provided it is the Currently Active Context.
- 2) The only means that the subject **S.JCVM** shall provide for an application to execute native code is the invocation of a JavaCard API method (Through **OP.INVK\_INTERFACE** or **OP.INVK\_VIRTUAL**).

**FDP\_ACF.1.4/FIREWALL** The TSF shall explicitly deny access of subjects to objects based on the following additional rules:

- 1) Any subject with **OP.JAVA** upon an **O.JAVAOBJECT** whose LifeTime attribute has value "CLEAR\_ON\_DESELECT" if **O.JAVAOBJECT**'s Context attribute is not the same as the Selected Applet Context.
- 2) Any subject attempting to create an object by the means of **OP.CREATE** and a "CLEAR\_ON\_DESELECT" LifeTime parameter if the active context is not the same as the Selected Applet Context.
- 3) **S.CAP\_FILE** performing **OP.ARRAY\_AASTORE** of the reference of an **O.JAVAOBJECT** whose sharing attribute has value "global array" or "Temporary".
- 4) **S.CAP\_FILE** performing **OP.PUTFIELD** or **OP.PUTSTATIC** of the reference of an **O.JAVAOBJECT** whose sharing attribute has value "global array" or "Temporary".

- 5) **R.JAVA.7 ([JCRE3], §6.2.8.2): S.CAP\_FILE performing OP.ARRAY\_T\_ASTORE into an array view without ATTR\_WRITABLE\_VIEW access attribute.**
- 6) **R.JAVA.8 ([JCRE3], §6.2.8.2):S.CAP\_FILE performing OP.ARRAY\_T\_ALOAD into an array view without ATTR\_READABLE\_VIEW access attribute.**

#### FDP\_IFC.1/JCVM Subset information flow control

**FDP\_IFC.1.1/JCVM** The TSF shall enforce the **JCVM information flow control SFP** on **S.JCVM, S.LOCAL, S.MEMBER, I.DATA and OP.PUT(S1, S2, I)**.

#### FDP\_IFF.1/JCVM Simple security attributes

**FDP\_IFF.1.1/JCVM** The TSF shall enforce the **JCVM information flow control SFP** based on the following types of subject and information security attributes:

Subjects	Security attributes
S.JCVM	Currently Active Context

**FDP\_IFF.1.2/JCVM** The TSF shall permit an information flow between a controlled subject and controlled information via a controlled operation if the following rules hold:

- **An operation OP.PUT(S1, S.MEMBER, I.DATA) is allowed if and only if the Currently Active Context is "Java Card RE";**
- **other OP.PUT operations are allowed regardless of the Currently Active Context's value.**

**FDP\_IFF.1.3/JCVM** The TSF shall enforce the [assignment: none].

**FDP\_IFF.1.4/JCVM** The TSF shall explicitly authorise an information flow based on the following rules: [assignment: none].

**FDP\_IFF.1.5/JCVM** The TSF shall explicitly deny an information flow based on the following rules: [assignment: none].

#### FDP\_RIP.1/OBJECTS Subset residual information protection

**FDP\_RIP.1.1/OBJECTS** The TSF shall ensure that any previous information content of a resource is made unavailable upon the **allocation of the resource to** the following objects: **class instances and arrays**.

#### FMT\_MSA.1/JCRE Management of security attributes

**FMT\_MSA.1.1/JCRE** The TSF shall enforce the **FIREWALL access control SFP** to restrict the ability to **modify** the security attributes **Selected Applet Context to the Java Card RE**.

### FMT\_MSA.1/JCVM Management of security attributes

**FMT\_MSA.1.1/JCVM** The TSF shall enforce the **FIREWALL access control SFP** and the **JCVM information flow control SFP** to restrict the ability to **modify** the security attributes **Currently Active Context and Active Applets** to the **Java Card VM (S.JCVM)**.

### FMT\_MSA.2/FIREWALL\_JCVM Secure security attributes

**FMT\_MSA.2.1/FIREWALL\_JCVM** The TSF shall ensure that only secure values are accepted for **all the security attributes of subjects and objects defined in the FIREWALL access control SFP and the JCVM information flow control SFP**.

### FMT\_MSA.3/FIREWALL Static attribute initialisation

**FMT\_MSA.3.1/FIREWALL** The TSF shall enforce the **FIREWALL access control SFP** to provide **restrictive** default values for security attributes that are used to enforce the SFP.

**FMT\_MSA.3.2/FIREWALL [Editorially Refined]** The TSF shall not allow **any role** to specify alternative initial values to override the default values when an object or information is created.

### FMT\_MSA.3/JCVM Static attribute initialisation

**FMT\_MSA.3.1/JCVM** The TSF shall enforce the **JCVM information flow control SFP** to provide **restrictive** default values for security attributes that are used to enforce the SFP.

**FMT\_MSA.3.2/JCVM [Editorially Refined]** The TSF shall not allow **any role** to specify alternative initial values to override the default values when an object or information is created.

### FMT\_SMF.1/JC Specification of Management Functions

**FMT\_SMF.1.1/JC** The TSF shall be capable of performing the following management functions: **modify the Currently Active Context, the Selected Applet Context and the Active Applets**.

### FMT\_SMR.1/JC Security roles

**FMT\_SMR.1.1/JC** The TSF shall maintain the roles:

- **JavaCard RE(JCRE),**
- **Java Card VM (JCVM).**

**FMT\_SMR.1.2/JC** The TSF shall be able to associate users with roles.

### 7.2.1.2 Application Programming Interface

#### FCS\_CKM.1/EC Cryptographic key generation

**FCS\_CKM.1.1/EC** The TSF shall generate cryptographic keys in accordance with a specified cryptographic key generation algorithm [assignment: **EC Key Pair Generation**] and specified cryptographic key sizes [assignment: **P ranging from 160 to 521 bits**] that meet the following: [assignment: **see application note**].

Application note:

- The keys are generated and diversified in accordance with [JCAPI3] in classes KeyBuilder (buildKey method) and KeyPair (genKeyPair method).
- The TOE implements elliptic curve cryptography over GF(p), supporting the following [JCAPI3] key types:

[JCAPI3] class	Supported parameters
javacard.security.KeyBuilder	TYPE_EC_FP_PRIVATE LENGTH_EC_FP_160 TYPE_EC_FP_PRIVATE LENGTH_EC_FP_192 TYPE_EC_FP_PRIVATE LENGTH_EC_FP_224 TYPE_EC_FP_PRIVATE LENGTH_EC_FP_256 TYPE_EC_FP_PRIVATE LENGTH_EC_FP_384 TYPE_EC_FP_PRIVATE LENGTH_EC_FP_521 TYPE_EC_FP_PRIVATE_TRANSIENT_RESET TYPE_EC_FP_PRIVATE_TRANSIENT_DESELECT
javacard.security.KeyPair	ALG_EC_FP LENGTH_EC_FP_160 ALG_EC_FP LENGTH_EC_FP_192 ALG_EC_FP LENGTH_EC_FP_224 ALG_EC_FP LENGTH_EC_FP_256 ALG_EC_FP LENGTH_EC_FP_384 ALG_EC_FP LENGTH_EC_FP_521

#### FCS\_CKM.1/GP-SCP Cryptographic key generation

**FCS\_CKM.1.1/GP-SCP** The TSF shall generate cryptographic keys in accordance with a specified cryptographic key generation algorithm [assignment: **cryptographic algorithm**] and specified cryptographic key sizes [assignment: **cryptographic key size**] that meet the following: [assignment: **cryptographic standard**].

SCP protocol	Cryptographic algorithm	Cryptographic key size	Cryptographic standard
SCP02	TDES 2-keys	112 bits	[GPCS] section E.4.1
SCP03	AES	128, 192, 256 bits	[Amd D] section 6.2.1
SCP11	AES	128, 192, 256 bits	[Amd F] section 2.1
SCP81	TDES 3-keys	168 bits	[Amd B] section 3.3.2
SCP81	AES	128 bits	[Amd B] section 3.3.2

#### FCS\_CKM.4 Cryptographic key destruction

**FCS\_CKM.4.1** The TSF shall destroy cryptographic keys in accordance with a specified cryptographic key destruction method [assignment: **clearKey method**] that meets the following: [assignment: **JCAPI3 standard**].

#### FCS\_COP.1/TDES\_MAC Cryptographic operation

**FCS\_COP.1.1/TDES\_MAC** The TSF shall perform [assignment: **MAC computation of applet instance's data**] in accordance with a specified cryptographic algorithm [assignment: **MAC algorithms mentioned in the application note below**] and cryptographic key sizes [assignment: **112 bits for TDES 2 Keys, 168 bits for TDES 3 Keys**] that meet the following: [assignment: **FIPS PUB 46-3, FIPS PUB 81, ISO/IEC 9797-1, PKCS#5**].

Application note: the following TDES MACs from [JCAPI3] are implemented:

MAC length	MAC algorithm	Field name in [JCAPI3] Signature class
4 bytes	ISO9797-1 MAC algorithm 3	ALG_DES_MAC4_ISO9797_1_M1_ALG3
4 bytes	ISO9797-1 MAC algorithm 3	ALG_DES_MAC4_ISO9797_1_M2_ALG3
4 bytes	3DES in outer CBC mode	ALG_DES_MAC4_ISO9797_M1
4 bytes	3DES in outer CBC mode	ALG_DES_MAC4_ISO9797_M2
4 bytes	3DES in outer CBC mode	SIG_CIPHER_DES_MAC4
4 bytes	3DES in outer CBC mode	ALG_DES_MAC4_PKCS5
4 bytes	3DES in outer CBC mode	ALG_DES_MAC4_NOPAD
8 bytes	ISO9797-1 MAC algorithm 3	ALG_DES_MAC8_ISO9797_1_M1_ALG3
8 bytes	ISO9797-1 MAC algorithm 3	ALG_DES_MAC8_ISO9797_1_M2_ALG3
8 bytes	3DES in outer CBC mode	ALG_DES_MAC8_ISO9797_M1
8 bytes	3DES in outer CBC mode	ALG_DES_MAC8_ISO9797_M2
8 bytes	3DES in outer CBC mode	SIG_CIPHER_DES_MAC8
8 bytes	3DES in outer CBC mode	ALG_DES_MAC8_PKCS5
8 bytes	3DES in outer CBC mode	ALG_DES_MAC8_NOPAD

#### FCS\_COP.1/AES\_MAC Cryptographic operation

**FCS\_COP.1.1/AES\_MAC** The TSF shall perform [assignment: **MAC computation of applet instance's data**] in accordance with a specified cryptographic algorithm [assignment: **MAC algorithms mentioned in the application note below**] and cryptographic key sizes [assignment: **128, 192 and 256 bits**] that meet the following: [assignment: **FIPS PUB 197, NIST SP800-38A**].

Application note: the following AES MACs from [JCAPI3] are implemented:

MAC length	MAC algorithm	Field name in [JCAPI3] Signature class
16 bytes	AES in CBC mode, block size 128 bits	ALG_AES_MAC_128_NOPAD
16 bytes	AES in CBC mode, block size 128 bits	SIG_CIPHER_AES_MAC128
16 bytes	AES in CBC mode, block size 128 bits	SIG_CIPHER_AES_CMAC128
16 bytes	AES in CBC mode, block size 128 bits	ALG_AES_CMAC_128
24 bytes	AES in CBC mode, block size 192 bits	ALG_AES_MAC_192_NOPAD
32 bytes	AES in CBC mode, block size 256 bits	ALG_AES_MAC_256_NOPAD

### FCS\_COP.1/ECDH Cryptographic operation

**FCS\_COP.1.1/ECDH** The TSF shall perform [assignment: **secret key agreement**] in accordance with a specified cryptographic algorithm [assignment: **Elliptic Curve Diffie-Hellman (ECDH)**] and cryptographic key sizes [assignment: **P ranging from 160 to 521 bits**] that meet the following: [assignment: **IEEE P1363**].

[JCAPI3] class	Implemented algorithm
KeyAgreement	ALG_EC_SVDP_DH
	ALG_EC_SVDP_DH_PLAIN

### FCS\_COP.1/CRC Cryptographic operation

**FCS\_COP.1.1/CRC** The TSF shall perform [assignment: **Computation of checksum of applet instance's data**] in accordance with a specified cryptographic algorithm [assignment: **CRC16 or CRC32**] and cryptographic key sizes [assignment: **none**] that meet the following: [assignment: **ISO/IEC 3309**].

Application note: the related algorithms in [JCAPI3] are ALG\_ISO3309\_CRC16 and ALG\_ISO3309\_CRC32 (class Checksum of javacard.security).

### FCS\_COP.1/ECDSA\_SIGN Cryptographic operation

**FCS\_COP.1.1/ECDSA\_SIGN** The TSF shall perform [assignment: **signature generation and verification**] in accordance with a specified cryptographic algorithm [assignment: **ECDSA algorithm**] and cryptographic key sizes [assignment: **NIST P-256, brainpoolP256r1**] that meet the following: [assignment: **FIPS PUB 186-4 Digital Signature Standard, RFC 5639 standard**].

[JCAPI3] class	Implemented algorithm
Signature	ALG_ECDSA_SHA
	ALG_ECDSA_SHA_224
	ALG_ECDSA_SHA_256
	ALG_ECDSA_SHA_384
	ALG_ECDSA_SHA_512
	SIG_CIPHER_ECDSA
SIG_CIPHER_ECDSA_PLAIN	

**FCS\_COP.1/ECKA\_EG Cryptographic operation**

**FCS\_COP.1.1/ECKA\_EG** The TSF shall perform [assignment: [key agreement](#)] in accordance with a specified cryptographic algorithm [assignment: [ECKA-EG algorithm](#)] and cryptographic key sizes [assignment: [NIST P-256, brainpoolP256r1](#)] that meet the following: [assignment: [FIPS PUB 186-3 Digital Signature Standard, BSI TR-03111 Version 1.11 RFC 5639](#)].

[JCAPI3] class	Implemented algorithm
KeyAgreement	ALG_EC_SVDP_DH
	ALG_EC_SVDP_DH_PLAIN
CustomKeyAgreement	ALG_EC_SVDP_EG

**FCS\_COP.1/GP-SCP Cryptographic operation**

**FCS\_COP.1.1/GP-SCP** The TSF shall perform [assignment: [cryptographic operations](#)] in accordance with a specified cryptographic algorithm [assignment: [cryptographic algorithms](#)] and cryptographic key sizes [assignment: [cryptographic key sizes](#)] that meet the following: [assignment: [cryptographic standards](#)].

SCP protocol	Cryptographic operation	Cryptographic algorithm	Cryptographic key size	Cryptographic standard
SCP02	MAC Generation/Verification	HMAC, CMAC using TDES	112 bits	FIPS 198
SCP02	Symmetric Encryption/Decryption	TDES in CBC mode	112 bits	NIST 800 67 NIST 800 38A
SCP02	Key Derivation	HMAC-based KDF, CMAC-based KDF using TDES	112 bits	NIST 800 108 FIPS 198
SCP03, SCP11	Symmetric Encryption/Decryption	AES in CBC mode	128, 192, or 256 bits	FIPS 197 NIST 800 38A
SCP03 SCP11	MAC Generation/Verification	CMAC AES	128, 192, or 256 bits	NIST 800 38B
SCP03	Key Derivation	CMAC-based KDF using AES	128, 192, or 256 bits	NIST 800 108 NIST 800 38B
SCP11	Hash Computing	SHA-256	-	FIPS 180 4
SCP11	Secure communication channel with the OCE for mutual authentication	ECKA-EG	NIST P-256, P-384, P-521 brainpoolP256r1, P384r1, P512r1	SCP11 [Amd F]: FIPS PUB 186-3 Digital Signature Standard, BSI TR-03111 Version 1.11 RFC 5639
SCP80	Secure communication channel with OTA Server	TDES or AES	TDES: 112 bits AES: 128, 192, or 256 bits	[TS 102.225] [TS 102.226]

SCP81	Secure communication channel with the Remote Administration Server	TLS_PSK_WITH_3DES_EDE_CBC_SHA TLS_PSK_WITH_AES_128_CBC_SHA TLS_PSK_WITH_NULL_SHA TLS_PSK_WITH_AES_128_CBC_SHA256 TLS_PSK_WITH_NULL_SHA256		[Amd B] section 3.3.2
SCP-SGP22	Secure communication channel with the SM-DP+ for mutual authentication	ECKA-EG	NIST P-256, brainpoolP256r1	SGP.22: FIPS PUB 186-3 Digital Signature Standard, BSI TR-03111 Version 1.11 RFC 5639
SCP-SGP22 (SCP03t)	Secure communication channel with the SM-DP+ for profile download	AES	AES: 128	SGP.02

#### FCS\_COP.1/TDES\_CIPHER Cryptographic operation

**FCS\_COP.1.1/TDES\_CIPHER** The TSF shall perform [assignment: encryption and decryption] in accordance with a specified cryptographic algorithm [assignment: TDES 2 Keys or TDES 3 Keys with cipher modes] and cryptographic key sizes [assignment: 112 bits for TDES 2 Keys, 168 bits for TDES 3 Keys] that meet the following: [assignment: FIPS PUB 46-3, FIPS PUB 81, ISO/IEC 9797-1, PKCS#5 standards].

[JCAPI3] class	Implemented algorithm	Mode
Cipher	ALG_DES_CBC_NOPAD	CBC
	ALG_DES_CBC_ISO9797_M1	CBC
	ALG_DES_CBC_ISO9797_M2	CBC
	ALG_DES_CBC_PKCS5	CBC
	ALG_DES_ECB_NOPAD	ECB
	ALG_DES_ECB_ISO9797_M1	ECB
	ALG_DES_ECB_ISO9797_M2	ECB
	ALG_DES_ECB_PKCS5	ECB

#### FCS\_COP.1/AES\_CIPHER Cryptographic operation

**FCS\_COP.1.1/AES\_CIPHER** The TSF shall perform [assignment: encryption and decryption] in accordance with a specified cryptographic algorithm [assignment: AES with cipher modes] and cryptographic key sizes [assignment: 128, 192 and 256 bits] that meet the following: [assignment: FIPS PUB 197, NIST SP800-38A, NIST SP800-38D, ISO/IEC 9797-1, PKCS#5].

[JCAPI3] class	Implemented algorithm	Mode
Cipher	ALG_AES_BLOCK_128_CBC_NOPAD	CBC
	ALG_AES_CBC_ISO9797_M1	CBC
	ALG_AES_CBC_ISO9797_M2	CBC
	ALG_AES_CBC_PKCS5	CBC
	ALG_AES_BLOCK_128_ECB_NOPAD	ECB

	ALG_AES_ECB_ISO9797_M1	ECB
	ALG_AES_ECB_ISO9797_M2	ECB
	ALG_AES_ECB_PKCS5	ECB

#### FCS\_COP.1/Hash Cryptographic operation

**FCS\_COP.1.1/Hash** The TSF shall perform [assignment: **computation of a hash value**] in accordance with a specified cryptographic algorithm [assignment: **cryptographic algorithms**] and cryptographic key sizes [assignment: **none**] that meet the following: [assignment: **cryptographic standards**].

[JCAPI3] class	Implemented algorithm	Standard
MessageDigest	ALG_MD5	-
	ALG_SHA	FIPS 180-4
	ALG_SHA_224	FIPS 180-4
	ALG_SHA_256	FIPS 180-4
	ALG_SHA_384	FIPS 180-4
	ALG_SHA_512	FIPS 180-4

#### FCS\_COP.1/HMAC Cryptographic operation

**FCS\_COP.1.1/HMAC** The TSF shall perform [assignment: **computation of a HMAC value**] in accordance with a specified cryptographic algorithm [assignment: **cryptographic algorithms**] and cryptographic key sizes [assignment: **none**] that meet the following: [assignment: **rfc2104**].

[JCAPI3] class	Implemented algorithm
Signature	ALG_HMAC_MD5
	ALG_HMAC_SHA1
	ALG_HMAC_SHA_256
	ALG_HMAC_SHA_384
	ALG_HMAC_SHA_512
	SIG_CIPHER_HMAC

#### FDP\_RIP.1/ABORT Subset residual information protection

**FDP\_RIP.1.1/ABORT** The TSF shall ensure that any previous information content of a resource is made unavailable upon the **deallocation of the resource from** the following objects: **any reference to an object instance created during an aborted transaction**.

#### FDP\_RIP.1/APDU Subset residual information protection

**FDP\_RIP.1.1/APDU** The TSF shall ensure that any previous information content of a resource is made unavailable upon the **allocation of the resource to** the following objects: **the APDU buffer**.

#### FDP\_RIP.1/bArray Subset residual information protection

**FDP\_RIP.1.1/bArray** The TSF shall ensure that any previous information content of a resource is made unavailable upon the **deallocation of the resource from** the following objects: **the bArray object**.

**FDP\_RIP.1/GlobalArray Subset residual information protection**

**FDP\_RIP.1.1/GlobalArray (refined)** The TSF shall ensure that any previous information content of a resource is made unavailable upon **deallocation of the resource from** *the applet as a result of returning from the process method* to the following objects: **a user Global Array**.

Application note: An array resource is allocated when a call to the API method JCSYSTEM.makeGlobalArray is performed. The Global Array is created as a transient JCRE Entry Point Object ensuring that reference to it cannot be retained by any application. On return from the method which called JCSYSTEM.makeGlobalArray, the array is no longer available to any applet and is deleted and the memory in use by the array is cleared and reclaimed in the next object deletion cycle.

**FDP\_RIP.1/KEYS Subset residual information protection**

**FDP\_RIP.1.1/KEYS** The TSF shall ensure that any previous information content of a resource is made unavailable upon the **deallocation of the resource from** the following objects: **the cryptographic buffer (D.CRYPTO)**.

**FDP\_RIP.1/TRANSIENT Subset residual information protection**

**FDP\_RIP.1.1/TRANSIENT** The TSF shall ensure that any previous information content of a resource is made unavailable upon the **deallocation of the resource from** the following objects: **any transient object**.

**FDP\_ROL.1/FIREWALL Basic rollback**

**FDP\_ROL.1.1/FIREWALL** The TSF shall enforce **the FIREWALL access control SFP and the JCVM information flow control SFP** to permit the rollback of the **operations OP.JAVA and OP.CREATE** on the **object O.JAVAOBJECT**.

**FDP\_ROL.1.2/FIREWALL** The TSF shall permit operations to be rolled back within the **scope of a select(), deselect(), process(), install() or uninstall() call, notwithstanding the restrictions given in [JCRE3], §7.7, within the bounds of the Commit Capacity ([JCRE3], §7.8), and those described in [JCAPI3]**.

### 7.2.1.3 Card Security Management

**FAU\_ARP.1 Security alarms "FAU\_ARP.1.1** The TSF shall take **one of the following actions:**

- **throw an exception,**
- **lock the card session,**
- **reinitialize the Java Card System and its data,**
- **[assignment: none]**

upon detection of a potential security violation.

**Refinement:**

The "potential security violation" stands for one of the following events:

- CAP file inconsistency,
- typing error in the operands of a bytecode,
- applet life cycle inconsistency,
- card tearing (unexpected removal of the Card out of the CAD) and power failure, abort of a transaction in an unexpected context, (see abortTransaction(), [JCAPI3] and ([JCRE3], §7.6.2)
- violation of the Firewall or JCVM SFPs,
- unavailability of resources,
- array overflow
- **[assignment: GlobalPlatform card state inconsistency].**

#### **FDP\_SDI.2/DATA Stored data integrity monitoring and action**

**FDP\_SDI.2.1/DATA** The TSF shall monitor user data stored in containers controlled by the TSF for **[assignment: integrity errors]** on all objects, based on the following attributes: **[assignment: integrity check data].**

**FDP\_SDI.2.2/DATA** Upon detection of a data integrity error, the TSF shall **[assignment: mute the card].**

Application note: the following data persistently stored by TOE have an integrity check data security attribute:

- Key (i.e. objects instance of classes implemented the interface Key)
- PIN (objects instance of class OwnerPin)
- CAP File
- GlobalPlatform card state (OP\_READY, SECURED, ~~CARD\_LOCKED~~, ~~TERMINATE~~)

The card states ~~CARD\_LOCKED~~ and ~~TERMINATE~~ are not applicable to eUICC.

#### **FPR\_UNO.1 Unobservability**

**FPR\_UNO.1.1** The TSF shall ensure that **[assignment: any user]** are unable to observe the operation **[assignment: read, write, cryptographic operations]** on **[assignment: PIN, Key]** by **[assignment: any other users and/or subjects].**

#### **FPT\_FLS.1/JC Failure with preservation of secure state**

**FPT\_FLS.1.1/JC** The TSF shall preserve a secure state when the following types of failures occur: **those associated to the potential security violations described in FAU\_ARP.1.**

#### **FPT\_TDC.1 Inter-TSF basic TSF data consistency**

**FPT\_TDC.1.1** The TSF shall provide the capability to consistently interpret **the CAP files, the bytecode and its data arguments** when shared between the TSF and another trusted IT product.

**FPT\_TDC.1.2** The TSF shall use

- **the rules defined in [JCVM3] specification,**
- **the API tokens defined in the export files of reference implementation,**

**[assignment: none]** when interpreting the TSF data from another trusted IT product.

#### **7.2.1.4 AID Management**

#### **FIA\_ATD.1/AID User attribute definition**

**FIA\_ATD.1.1/AID** The TSF shall maintain the following list of security attributes belonging to individual users:

- **CAP File AID,**
- **Package AID,**
- **Applet's version number,**
- **Registered applet AID,**
- **Applet Selection Status**

**Application note: JC3.1 CAP File extended format is not supported by the TOE, therefore CAP File AID is equivalent to Package AID**

**Refinement:**

"Individual users" stand for applets.

#### **FIA\_UID.2/AID User identification before any action**

**FIA\_UID.2.1/AID** The TSF shall require each user to be successfully identified before allowing any other TSF-mediated actions on behalf of that user.

#### **FIA\_USB.1/AID User-subject binding**

**FIA\_USB.1.1/AID** The TSF shall associate the following user security attributes with subjects acting on the behalf of that user: **CAP File AID**.

**FIA\_USB.1.2/AID** The TSF shall enforce the following rules on the initial association of user security attributes with subjects acting on the behalf of users: **[assignment: CAP File AID are defined with associated value during loading and with context identifier]**.

**FIA\_USB.1.3/AID** The TSF shall enforce the following rules governing changes to the user security attributes associated with subjects acting on the behalf of users: **[assignment: none]**.

**Application note: JC3.1 CAP File extended format is not supported by the TOE, therefore CAP File AID is equivalent to Package AID**

#### **FMT\_MTD.1/JC'E Management of TSF data**

**FMT\_MTD.1.1/JCRE** The TSF shall restrict the ability to **modify** the **list of registered applets' AIDs** to the **JCRE**.

#### **FMT\_MTD.3/JCRE Secure TSF data**

**FMT\_MTD.3.1/JCRE** The TSF shall ensure that only secure values are accepted for **the registered applets' AIDs**.

### **7.2.2 INSTG Security Functional requirements**

This group consists of the SFRs related to the installation of Boolean lets, which addresses security aspects outside the runtime. The installation of applets is a critical phase, which lies partially out of the boundaries of the firewall, and therefore requires specific treatment. In this PP, loading a package or installing an applet modelled as importation of user data (that is, user application's data) with its security attributes (such as the parameters of the applet used in the firewall rules).

#### **FDP\_ITC.2/Installer Import of user data with security attributes**

**FDP\_ITC.2.1/Installer** The TSF shall enforce the **CAP FILE LOADING information flow control SFP** when importing user data, controlled under the SFP, from outside of the TOE.

**FDP\_ITC.2.2/Installer** The TSF shall use the security attributes associated with the imported user data.

**FDP\_ITC.2.3/Installer** The TSF shall ensure that the protocol used provides for the unambiguous association between the security attributes and the user data received.

**FDP\_ITC.2.4/Installer** The TSF shall ensure that interpretation of the security attributes of the imported user data is as intended by the source of the user data.

**FDP\_ITC.2.5/Installer** The TSF shall enforce the following rules when importing user data controlled under the SFP from outside the TOE:

**CAP File loading is allowed only if, for each dependent package, its AID attribute is equal to a resident package AID attribute, the major (minor) Version attribute**

**associated to the dependent package is lesser than or equal to the major (minor) Version attribute associated to the resident package ([JCVM3], §4.5.2).**

**Application note: JC3.1 CAP File extended format is not supported by the TOE, therefore CAP File AID is equivalent to Package AID**

#### **FMT\_SMR.1/Installer Security roles**

**FMT\_SMR.1.1/Installer** The TSF shall maintain the roles: **Installer**.

**FMT\_SMR.1.2/Installer** The TSF shall be able to associate users with roles.

#### **FPT\_FLS.1/Installer Failure with preservation of secure state**

**FPT\_FLS.1.1/Installer** The TSF shall preserve a secure state when the following types of failures occur: **the installer fails to load/install a CAP/applet as described in [JCRE3] §11.1.5.**

Application Note:

The TOE may provide additional feedback information to the card manager in case of potential security violations (see FAU\_ARP.1).

#### **FPT\_RCV.3/Installer Automated recovery without undue loss**

See FPT\_RCV.3/GP

### **7.2.3 ADELG Security Functional Requirements**

This group consists of the SFRs related to the deletion of applets and/or packages, enforcing the applet deletion manager (ADEL) policy on security aspects outside the runtime. Deletion is a critical operation and therefore requires specific treatment. This policy is better thought as a frame to be filled by ST implementers.

#### **FDP\_ACC.2/ADEL Complete access control**

**FDP\_ACC.2.1/ADEL** The TSF shall enforce the **ADEL access control SFP** on **S.ADEL, S.JCRE, S.JCVM, O.JAVAOBJECT, O.APPLET and O.CODE\_CAP\_FILE** and all operations among subjects and objects covered by the SFP.

##### **Refinement:**

The operations involved in the policy are:

- OP.DELETE\_APPLET,
- OP.DELETE\_PCKG,
- OP.DELETE\_PCKG\_APPLET.

**FDP\_ACC.2.2/ADEL** The TSF shall ensure that all operations between any subject controlled by the TSF and any object controlled by the TSF are covered by an access control SFP.

#### **FDP\_ACF.1/ADEL Security attribute based access control**

**FDP\_ACF.1.1/ADEL** The TSF shall enforce the **ADEL access control SFP** to objects based on the following:

Subject/Object	Attributes
S.JCVM	Active Applets
S.JCRE	Selected Applet Context, Registered Applets, Resident Packages
O.CODE_CAP_FILE	Package AID, Dependent Package AID, Static References
O.APPLET	Applet Selection Status
O.JAVAOBJECT	Owner, Remote

**FDP\_ACF.1.2/ADEL** The TSF shall enforce the following rules to determine if an operation among controlled subjects and controlled objects is allowed:

**In the context of this policy, an object O is reachable if and only one of the following conditions hold:**

- 1) the owner of O is a registered applet instance A (O is reachable from A),
- 2) a static field of a resident package P contains a reference to O (O is reachable from P),
- 3) there exists a valid remote reference to O (O is remote reachable),
- 4) there exists an object O' that is reachable according to either (1) or (2) or (3) above and O' contains a reference to O (the reachability status of O is that of O').

The following access control rules determine when an operation among controlled subjects and objects is allowed by the policy:

- **R.JAVA.14 ([JCRE3], §11.3.4.1, Applet Instance Deletion):** S.ADEL may perform OP.DELETE\_APPLET upon an O.APPLET only if,
  - 1) S.ADEL is currently selected,
  - 2) there is no instance in the context of O.APPLET that is active in any logical channel and
  - 3) there is no O.JAVAOBJECT owned by O.APPLET such that either O.JAVAOBJECT is reachable from an applet instance distinct from O.APPLET, or O.JAVAOBJECT is reachable from a package P, or ([JCRE3], §8.5) O.JAVAOBJECT is remote reachable.
- **R.JAVA.15 ([JCRE3], §11.3.4.2.1, Multiple Applet Instance Deletion):** S.ADEL may perform OP.DELETE\_APPLET upon several O.APPLET only if,
  - 1) S.ADEL is currently selected,
  - 2) there is no instance of any of the O.APPLET being deleted that is active in any logical channel and
  - 3) there is no O.JAVAOBJECT owned by any of the O.APPLET being deleted such that either O.JAVAOBJECT is reachable from an applet instance distinct from any of those O.APPLET, or O.JAVAOBJECT is reachable from a package P, or ([JCRE3], §8.5) O.JAVAOBJECT is remote reachable.
- **R.JAVA.16 ([JCRE3], §11.3.4.4, Applet/Library Package Deletion):** S.ADEL may perform OP.DELETE\_PKG upon an O.CODE\_PKG only if,
  - 1) S.ADEL is currently selected,

- 2) no reachable **O.JAVAOBJECT**, from a package distinct from **O.CODE\_PKG** that is an instance of a class that belongs to **O.CODE\_CAP\_FILE**, exists on the card and
  - 3) there is no resident package on the card that depends on **O.CODE\_CAP\_FILE**.
- **R.JAVA.17** ([JCRE3], §11.3.4.4, Applet Package and Contained Instances Deletion): **S.ADEL** may perform **OP.DELETE\_PCKG\_APPLET** upon an **O.CODE\_CAP\_FILE** only if,
    - 1) **S.ADEL** is currently selected,
    - 2) no reachable **O.JAVAOBJECT**, from a package distinct from **O.CODE\_CAP\_FILE**, which is an instance of a class that belongs to **O.CODE\_CAP\_FILE** exists on the card,
    - 3) there is no package loaded on the card that depends on **O.CODE\_CAP\_FILE**, and
    - 4) for every **O.APPLET** of those being deleted it holds that: (i) there is no instance in the context of **O.APPLET** that is active in any logical channel and (ii) there is no **O.JAVAOBJECT** owned by **O.APPLET** such that either **O.JAVAOBJECT** is reachable from an applet instance not being deleted, or **O.JAVAOBJECT** is reachable from a package not being deleted, or ([JCRE3], §8.5) **O.JAVAOBJECT** is remote reachable.

**FDP\_ACF.1.3/ADEL** The TSF shall explicitly authorise access of subjects to objects based on the following additional rules: **none**.

**FDP\_ACF.1.4/ADEL** [Editorially Refined] The TSF shall explicitly deny access of **any subject but S.ADEL** to **O.CODE\_CAP\_FILE** or **O.APPLET** for the purpose of deleting them from the card.

#### **FDP\_RIP.1/ADEL** Subset residual information protection

**FDP\_RIP.1.1/ADEL** The TSF shall ensure that any previous information content of a resource is made unavailable upon the **deallocation of the resource from** the following objects: **applet instances and/or packages when one of the deletion operations in FDP\_ACC.2.1/ADEL is performed on them**.

#### FMT\_MSA.1/ADEL Management of security attributes

**FMT\_MSA.1.1/ADEL** The TSF shall enforce the **ADEL access control SFP** to restrict the ability to **modify** the security attributes **Registered Applets and Resident CAP Files to the Java Card RE**.

#### FMT\_MSA.3/ADEL Static attribute initialisation

**FMT\_MSA.3.1/ADEL** The TSF shall enforce the **ADEL access control SFP** to provide **restrictive** default values for security attributes that are used to enforce the SFP.

**FMT\_MSA.3.2/ADEL** The TSF shall allow the **following role(s): none**, to specify alternative 'initial values to override the default values when an object or information is created.

#### FMT\_SMF.1/ADEL Specification of Management Functions

**FMT\_SMF.1.1/ADEL** The TSF shall be capable of performing the following management functions: **modify the list of registered applets' AIDs and the Resident CAP files**.

#### FMT\_SMR.1/ADEL Security roles

**FMT\_SMR.1.1/ADEL** The TSF shall maintain the roles: **applet deletion manager**.

**FMT\_SMR.1.2/ADEL** The TSF shall be able to associate users with roles.

#### FPT\_FLS.1/ADEL Failure with preservation of secure state

**FPT\_FLS.1.1/ADEL** The TSF shall preserve a secure state when the following types of failures occur: **the applet deletion manager fails to delete a CAP file/applet as described in [JCRE3], §11.3.4**.

Application Note:

The TOE may provide additional feedback information to the card manager in case of potential security violations (see FAU\_ARP.1).

### 7.2.4 RMIG Security Functional Requirements

The product does not support RMI features.

### 7.2.5 ODELG Security Functional Requirements

The following requirements concern the object deletion mechanism. This mechanism is triggered by the applet that owns the deleted objects by invoking a specific API method.

#### FDP\_RIP.1/ODEL Subset residual information protection

**FDP\_RIP.1.1/ODEL** The TSF shall ensure that any previous information content of a resource is made unavailable upon the **deallocation of the resource from** the following objects: **the objects owned by the context of an applet instance which triggered the execution of the method `javacard.framework.JCSystem.requestObjectDeletion()`**.

#### FPT\_FLS.1/ODEL Failure with preservation of secure state

**FPT\_FLS.1.1/ODEL** The TSF shall preserve a secure state when the following types of failures occur: **the object deletion functions fail to delete all the unreferenced objects owned by the applet that requested the execution of the method.**

Application Note:

The TOE may provide additional feedback information to the card manager in case of potential security violations (see FAU\_ARP.1).

## 7.2.6 CARG Security Functional Requirements

### FCO\_NRO.2/CM Enforced proof of origin

**FCO\_NRO.2.1/CM** The TSF shall enforce the generation of evidence of origin for transmitted **application CAP files** at all times.

**FCO\_NRO.2.2/CM [Editorially Refined]** The TSF shall be able to relate the **identity** of the originator of the information, and the **application CAP files contained in** the information to which the evidence applies.

**FCO\_NRO.2.3/CM** The TSF shall provide a capability to verify the evidence of origin of information to **recipient** given [**assignment: at the time the application CAP files is received**].

### FDP\_IFC.2/CM Complete information flow control

See FDP\_IFC.2/GP-ELF

### FDP\_IFF.1/CM Complete information flow control

See FDP\_IFF.1/GP-ELF

### FDP\_UIT.1/CM Data exchange integrity

**FDP\_UIT.1.1/CM** The TSF shall enforce the **CAP FILE LOADING information flow control SFP** to [selection: transmit, receive] user data in a manner protected from [selection: modification, deletion, insertion, replay] errors.

**FDP\_UIT.1.2/CM [Refined]** The TSF shall be able to determine on receipt of user data, whether **modification, deletion, insertion, replay of some of the pieces of the application sent by the CAD** has occurred.

### FIA\_UID.1/CM Timing of identification

See FIA\_UID.1/GP

### FMT\_MSA.1/CM Management of security attributes

See FMT\_MSA.1/GP

### FMT\_MSA.3/CM Static attribute initialisation

**FMT\_MSA.3.1/CM** The TSF shall enforce the **CAP FILE LOADING information flow control SFP** to provide **restrictive** default values for security attributes that are used to enforce the SFP.

**FMT\_MSA.3.2/CM** The TSF shall allow the [assignment: none] to specify alternative initial values to override the default values when an object or information is created.

### FMT\_SMF.1/CM Specification of Management Functions

**FMT\_SMF.1.1/CM** The TSF shall be capable of performing the following management functions: [assignment: following management functions].

The following management functions specified in [GPCS]:

- Card and Application Security Management as defined in [GPCS]: Life Cycle, Privileges, Application/SD Locking and Unlocking, Application Status interrogation, Card Status Interrogation, command dispatch, Operational Velocity Checking.
- Management functions (Secure Channel Initiation/Operation/Termination) related to SCPs as defined in [GPCS].

Application Note: Management functions related to SCPs are defined in [GPCS] Chapter 10.

### FMT\_SMR.1/CM Security roles

See FMT\_SMR.1/GP

#### FTP\_ITC.1/CM Inter-TSF trusted channel

**FTP\_ITC.1.1/CM** The TSF shall provide a communication channel between itself and another trusted IT product that is logically distinct from other communication channels and provides assured identification of its end points and protection of the channel data from modification or disclosure.

**FTP\_ITC.1.2/CM [Editorially Refined]** The TSF shall permit **the CAD placed in the card issuer secured environment** to initiate communication via the trusted channel.

**FTP\_ITC.1.3/CM** The TSF shall initiate communication via the trusted channel for **loading/installing a new application CAP file on the card.**

### 7.2.7 Global Platform Security Functional requirements

#### FPT\_FLS.1/GP Failure with preservation of secure state

**FPT\_FLS.1.1/GP** The TSF shall preserve a secure state when the following types of failures occur:

- **S.OPEN fails to load/install an Executable Load File / Application instance.**
- **S.SD fails to load SD/Application data and keys.**
- **S.OPEN fails to verify/change the Card Life Cycle, Application and SD Life Cycle states.**
- **S.OPEN fails to verify the privileges belonging to an SD or an Application.**
- **S.SD fails to verify the security level applied to protect APDU commands.**
- **[assignment: none].**

#### FDP\_ROL.1/GP Basic rollback

**FDP\_ROL.1.1/GP** The TSF shall enforce **ELF Loading information flow control SFP and Data & Key Loading information flow control SFP** to permit the rollback of the **installation, loading, or removal operation** on the **executable files, application instances, SD/Application data and keys.**

**FDP\_ROL.1.2/GP** The TSF shall permit operations to be rolled back within the **boundary limit:**

- **Until the Executable File or application instance has been added to or removed from the applet's registry.**
- **Until SD/Application data or keys have been added to or removed from SD or Application.**

#### FCO\_NRO.2/GP Enforced proof of origin

**FCO\_NRO.2.1/GP** The TSF shall enforce the generation of evidence of origin for transmitted **[assignment: Executable Load Files, SD/Application data and keys]** at all times.

Refinement:

The TSF shall be able to generate an evidence of origin at all times for 'Executable Load Files, SD/Application data and keys' received from the off-card entity (originator of transmitted data) that communicates with the card.

**FCO\_NRO.2.2/GP** The TSF shall be able to relate the **[assignment: identity]** of the originator of the information, and the **[assignment: Executable Load Files, SD/Application data and keys]** of the information to which the evidence applies.

Refinement:

The TSF shall be able to load 'Executable Load Files, SD/Application data and keys' to the card with associated security attributes (the identity of the originator, the destination) such that the evidence of origin can be verified.

**FCO\_NRO.2.3/GP** The TSF shall provide a capability to verify the evidence of origin of information to **the off-card entity (recipient of the evidence of origin) who requested that verification** given **[assignment: at the time the ELF, SD/Application data and keys are received]**.

Application Note:

- This SFR extends FCO\_NRO.2/CM of [PP-JCS] to cover the SD/Application data and keys transmitted and loaded to the card via STORE DATA and PUT KEY commands.

### **FMT\_SMR.1/GP Security roles**

**FMT\_SMR.1.1/GP** The TSF shall maintain the roles:

- **On-card: S.OPEN, S.SD (e.g. ISD, APSD, CASD), Application**
- **Off-card: Issuer, Users (e.g. VA, AP, CA) owning SDs.**

**FMT\_SMR.1.2/GP** The TSF shall be able to associate users with roles.

Application Note: this SFR refines and replaces FMT\_SMR.1/Installer and FMT\_SMR.1/CM of [PP-JCS], applied to roles involved in card content management operations.

### **FMT\_SMF.1/GP Specification of Management Functions**

**FMT\_SMF.1.1/GP** The TSF shall be capable of performing the following management functions specified in **[GPCS]**:

- **Card and Application Security Management as defined in [GPCS]: Life Cycle, Privileges, Application/SD Locking and Unlocking, Card Locking and Unlocking, Card Termination, Application Status interrogation, Card Status Interrogation, command dispatch, Operational Velocity Checking, and Tracing and Event Logging.**
- **Management functions (Secure Channel Initiation/Operation/Termination) related to SCPs as defined in [GPCS].**

### **FDP\_ITC.2/GP-ELF Import of user data with security attributes**

**FDP\_ITC.2.1/GP-ELF** The TSF shall enforce the **ELF Loading information flow control SFP** when importing user data, controlled under the SFP, from outside of the TOE.

**FDP\_ITC.2.2/GP-ELF** The TSF shall use the security attributes associated with the imported user data.

**FDP\_ITC.2.3/GP-ELF** The TSF shall ensure that the protocol used provides for the unambiguous association between the security attributes and the user data received.

**FDP\_ITC.2.4/GP-ELF** The TSF shall ensure that interpretation of the security attributes of the imported user data is as intended by the source of the user data.

**FDP\_ITC.2.5/GP-ELF** The TSF shall enforce the following rules when importing user data controlled under the SFP from outside the TOE:

- **Referring to Java Card rules defined in [JCVM] and [JCRE]: ELF loading is allowed only if, for each dependent ELF, its AID attribute is equal to a resident ELF AID attribute, and the major (minor) Version attribute associated with the dependent ELF is less than or equal to the major (minor) Version attribute associated with the resident ELF**
- **[assignment: none].**

### **FDP\_ITC.2/GP-KL Import of user data with security attributes**

**FDP\_ITC.2.1/GP-KL** The TSF shall enforce the **Data & Key Loading information flow control SFP** when importing user data, controlled under the SFP, from outside of the TOE.

**FDP\_ITC.2.2/GP-KL** The TSF shall use the security attributes associated with the imported user data.

**FDP\_ITC.2.3/GP-KL** The TSF shall ensure that the protocol used provides for the unambiguous association between the security attributes and the user data received.

**FDP\_ITC.2.4/GP-KL** The TSF shall ensure that interpretation of the security attributes of the imported user data is as intended by the source of the user data.

**FDP\_ITC.2.5/GP-KL** The TSF shall enforce the following rules when importing user data controlled under the SFP from outside the TOE:

- **The algorithms and key sizes of the imported keys shall be supported by the SE**
- **[assignment: The Key Version Number (KVN) and the Key Identifier (Key ID) of the imported keys shall be in an allowed range as specified in section 4 of [CIC]].**

### **FPT\_RCV.3/GP Automated recovery without undue loss**

**FPT\_RCV.3.1/GP** When automated recovery from **[assignment: none]** is not possible, the TSF shall enter a maintenance mode where the ability to return to a secure state is provided.

**FPT\_RCV.3.2/GP** For **[assignment: detection of a potential loss of integrity during the transmission of an Executable Load File to the card, abortion of the installation process of an Executable Load File, or any fatal error occurred during the linking of an Executable Load File to the Executable Files already installed on the card]** the TSF shall ensure the return of the TOE to a secure state using automated procedures.

**FPT\_RCV.3.3/GP** The functions provided by the TSF to recover from failure or service discontinuity shall ensure that the secure initial state is restored without exceeding **[assignment: 0% of the Executable Load File being loaded or installed]** for loss of TSF data or objects under the control of the TSF.

**FPT\_RCV.3.4/GP** The TSF shall provide the capability to determine the objects that were or were not capable of being recovered.

Application Note:

- This SFR refines and replaces FPT\_RCV.3/Installer of [PP-JCS], applied to card content management operations
- There is no maintenance mode implemented within the TOE. Recovery is always enforced automatically as stated in FPT\_RCV.3.2/GP

### **FDP\_IFC.2/GP-ELF Complete information flow control**

**FDP\_IFC.2.1/GP-ELF** The TSF shall enforce the **ELF Loading information flow control SFP** on

- **Subjects: S.SD, S.CAD, S.OPEN**
- **Information: APDU commands INSTALL and LOAD, GlobalPlatform APIs for loading and installing ELF**

and all operations that cause that information to flow to and from subjects covered by the SFP.

**FDP\_IFC.2.2/GP-ELF** The TSF shall ensure that all operations that cause any information in the TOE to flow to and from any subject in the TOE are covered by an information flow control SFP.

Application Note:

- This SFR replaces FDP\_IFC.2/CM of [PP-JCS].
- The subject S.SD can be the ISD, an APSD, or the CASD.
- GlobalPlatform's card content management APDU commands and API methods are described in [GPCS] Chapter 11 and Appendix A.1, respectively

## FDP\_IFF.1/GP-ELF Complete information flow control

**FDP\_IFF.1.1/GP-ELF** The TSF shall enforce the **ELF Loading information flow control SFP** based on the following types of subject and information security attributes: **[assignment:**

- **Subjects: S.SD, S.OPEN**
- **Information: APDU commands INSTALL and LOAD, GlobalPlatform APIs for loading and installing ELF**
- **Security attributes: Card Life Cycle state, ELF signature verification status, ELF AID, SD privileges, Secure Channel Security Level].**

**FDP\_IFF.1.2/GP-ELF** The TSF shall permit an information flow between a controlled subject and controlled information via a controlled operation if the following rules hold:

- **S.SD implements one or more Secure Channel Protocols, namely [selection: SCP02, SCP03], each with a complete Secure Channel Key Set.**
- **S.SD has all of the cryptographic keys required by its privileges (e.g. CLFDB, DAP, DM).**
- ~~**On receipt of INSTALL or LOAD commands, S.OPEN checks that the card Life Cycle State is not CARD\_LOCKED or TERMINATED.**~~
- **S.OPEN accepts an ELF only if its integrity and authenticity has been verified.**
- **[assignment: S.OPEN accepts an ELF only if its AID is not already registered by the TSF].**

**FDP\_IFF.1.3/GP-ELF** The TSF shall enforce the **[assignment: none]**.

**FDP\_IFF.1.4/GP-ELF** The TSF shall explicitly authorise an information flow based on the following rules: **[assignment: none]**.

**FDP\_IFF.1.5/GP-ELF** The TSF shall explicitly deny an information flow based on the following rules:

- **S.OPEN fails to verify the integrity and request verification of the authenticity for ELFs**
- **S.OPEN fails to verify the Card Life Cycle state**
- **S.OPEN fails to verify the SD privileges.**
- **S.SD fails to verify the security level applied to protect INSTALL or LOAD commands.**
- **S.SD fails to set the security level (integrity and/or confidentiality), to apply to the next incoming command and/or next outgoing response.**
- **S.SD fails to unwrap INSTALL or LOAD commands.**
- **[assignment: The ELF AID is already registered within the card].**

Application Note:

- This SFR refines and replaces FDP\_IFF.1/CM of [PP-JCS].
- APDUs belonging to the policy ELF Loading information flow control SFP are described in the following references:
  - For INSTALL, see [GPCS] section 11.5.
  - For LOAD, see [GPCS] section 11.6.
- The INSTALL and LOAD commands must only be issued within a Secure Channel Session; the levels of security for these commands depend on the security level defined in the EXTERNAL AUTHENTICATE command.
- The Minimum Security Level of INSTALL and LOAD is 'AUTHENTICATED' as defined in [GPCS] section 10.6.

- For more details about the rules to be applied to each role of INSTALL command, refer to [GPCS] sections 9.3 and 3.4.

#### FIA\_UID.1/GP Timing of identification

**FIA\_UID.1.1/GP** The TSF shall allow [**assignment: SD selection, Application selection, initializing a Secure Channel with the card, requesting data that identifies the card or off-card entities**] on behalf of the user to be performed before the user is identified.

**FIA\_UID.1.2/GP** The TSF shall require each user to be successfully identified before allowing any other TSF-mediated actions on behalf of that user.

Application Note:

- This SFR refines and replaces FIA\_UID.1/CM of [PP-JCS].

#### FIA\_AFL.1/GP Authentication failure handling

**FIA\_AFL.1.1/GP** The TSF shall detect when [**selection: 1**] unsuccessful authentication attempt occur related to **the authentication of the origin of a card management operation command**.

**FIA\_AFL.1.2/GP** When the defined number of unsuccessful authentication attempts has been **met or surpassed**, the TSF shall **close the Secure Channel**.

#### FIA\_UAU.1/GP Timing of authentication

**FIA\_UAU.1.1/GP** The TSF shall allow **the TSF mediated actions listed in FIA\_UID.1/GP** on behalf of the user to be performed before the user is authenticated.

**FIA\_UAU.1.2/GP** The TSF shall require each user to be successfully authenticated before allowing any other TSF-mediated actions on behalf of that user.

#### FIA\_UAU.4/GP Single-use authentication mechanisms

**FIA\_UAU.4.1/GP** The TSF shall prevent reuse of authentication data related to **the authentication mechanism used to open a secure communication channel with the card**.

#### FDP\_UIT.1/GP Basic data exchange integrity

**FDP\_UIT.1.1/GP** The TSF shall enforce the **ELF Loading information flow control SFP and Data & Key Loading information flow control SFP** to [**selection: transmit, receive**] user data in a manner protected from **modification, deletion, insertion, replay** errors.

**FDP\_UIT.1.2/GP** The TSF shall be able to determine on receipt of user data, whether **modification, deletion, insertion, replay** has occurred.

#### FDP\_UCT.1/GP Basic data exchange confidentiality

**FDP\_UCT.1.1/GP** The TSF shall enforce the **ELF Loading information flow control SFP and Data & Key Loading information flow control SFP** to [**selection: transmit, receive**] user data in a manner protected from unauthorised disclosure.

#### FTP\_ITC.1/GP Inter-TSF trusted channel

**FTP\_ITC.1.1/GP** The TSF shall provide a communication channel between itself and another trusted IT product that is logically distinct from other communication channels and provides assured identification of its end points and protection of the channel data from modification or disclosure.

**FTP\_ITC.1.2/GP** The TSF shall permit **another trusted IT product** to initiate communication via the trusted channel.

**FTP\_ITC.1.3/GP** The TSF shall initiate communication via the trusted channel for:

- **APDU commands sent to the card within a Secure Channel Session**
- **When loading/installing a new ELF on the card**
- **When transmitting and loading sensitive data to the card using STORE DATA or PUT KEY commands**
- **When deleting ELFs, Applications, or Keys**
- **[assignment: none].**

#### FPR\_UNO.1/GP Unobservability

**FPR\_UNO.1.1/GP** The TSF shall ensure that **SDs and Applications** are unable to observe the operation: **keys or data import (PUT KEY or STORE DATA), encryption, decryption, signature generation and verification, [assignment: none]** on **keys and data** by the **OPEN** or any other **SD** or **Application**.

#### FPT\_TDC.1/GP Inter-TSF basic TSF data consistency

**FPT\_TDC.1.1/GP** The TSF shall provide the capability to consistently interpret **ELFs, SD/Application data and keys, data used to implement a Secure Channel, [assignment: none]** when shared between the TSF and another trusted IT product.

**FPT\_TDC.1.2/GP** The TSF shall use **the list of interpretation rules to be applied by the TSF when processing the INSTALL, LOAD, PUT KEY, and STORE DATA commands sent to the card, [assignment: none]** when interpreting the TSF data from another trusted IT product.

#### FDP\_IFC.2/GP-KL Complete information flow control

**FDP\_IFC.2.1/GP-KL** The TSF shall enforce the **Data & Key Loading information flow control SFP** on

- **Subjects: S.SD, S.CAD, S.OPEN, Application**
- **Information: GlobalPlatform APDU commands STORE DATA and PUT KEY, GlobalPlatform APIs for loading and storing data and keys** and all operations that cause that information to flow to and from subjects covered by the SFP.

**FDP\_IFC.2.2/GP-KL** The TSF shall ensure that all operations that cause any information in the TOE to flow to and from any subject in the TOE are covered by an information flow control SFP.

### FDP\_IFF.1/GP-KL Complete information flow control

**FDP\_IFF.1.1/GP-KL** The TSF shall enforce the **Data & Key Loading information flow control SFP** based on the following types of subject and information security attributes: [assignment:

- **Subjects: S.SD, S.OPEN**
- **GlobalPlatform APDU commands STORE DATA and PUT KEY, GlobalPlatform APIs for loading and storing data and keys**
- **Security attributes: card Life Cycle State, Application and SD Life Cycle states, Secure Channel Security Level, SD and Application privileges].**

**FDP\_IFF.1.2/GP-KL** The TSF shall permit an information flow between a controlled subject and controlled information via a controlled operation if the following rules hold:

- **S.SD implements one or more Secure Channel Protocols, namely [selection: SCP02, SCP03, SCP80, SCP81], each equipped with a complete Secure Channel Key Set.**
- **S.SD has all of the cryptographic keys required by its privileges (e.g. CLFDB, DAP, DM).**
- **An Application accepts a message only if it comes from the S.SD it belongs to.**
- ~~**On receipt of a request to forward STORE DATA or PUT KEY commands to an Application, the S.OPEN checks that the card Life Cycle State is not CARD\_LOCKED or TERMINATED.**~~
- **On receipt of a request to forward STORE DATA or PUT KEY commands to an Application, the S.OPEN checks that the requesting S.SD has no restrictions for personalisation.**
- **S.SD unwraps STORE DATA or PUT KEY according to the Current Security Level of the current Secure Channel Session and prior to the command forwarding to the targeted Application or SD.**
- **[assignment: S.OPEN verifies that the targeted application implements a personalization interface].**

**FDP\_IFF.1.3/GP-KL** The TSF shall enforce the [assignment: none].

**FDP\_IFF.1.4/GP-KL** The TSF shall explicitly authorise an information flow based on the following rules: [assignment: none].

**FDP\_IFF.1.5/GP-KL** The TSF shall explicitly deny an information flow based on the following rules:

- **S.OPEN fails to verify the Card Life Cycle, Application and SD Life Cycle states.**
- **S.OPEN fails to verify the privileges belonging to an SD or an Application.**
- **S.SD fails to unwrap STORE DATA or PUT KEY.**
- **S.SD fails to verify the security level applied to protect APDU commands.**
- **S.SD fails to set the security level (integrity and/or confidentiality), to apply to the next incoming command and/or next outgoing response.**
- **[assignment: S.OPEN fails to verify that the targeted application implements a personalization interface].**

### FMT\_MSA.1/GP Management of security attributes

**FMT\_MSA.1.1/GP** The TSF shall enforce the **ELF Loading information flow control SFP and Data & Key Loading information flow control SFP** to restrict the ability to [selection: [assignment: perform the operations listed in table acting on]] the security attributes [assignment: mentioned in table] to [assignment: the authorized identified roles mentioned in table].

Operations (APDUs or APIs)	Security Attributes: Card Life Cycle State	Authorised Identified Roles with Privileges
DELETE Executable Load File	OP_READY, INITIALIZED, or SECURED	ISD, AM SD, DM SD
DELETE Executable Load File and related Application(s)	OP_READY, INITIALIZED, or SECURED	ISD, AM SD, DM SD
DELETE Application	OP_READY, INITIALIZED, or SECURED	ISD, AM SD, DM SD
DELETE Key	OP_READY, INITIALIZED, or SECURED	ISD, AM SD, DM SD, SD
INSTALL	OP_READY, INITIALIZED, or SECURED	ISD, AM SD, DM SD
INSTALL [for personalisation]	OP_READY, INITIALIZED, or SECURED	ISD, AM SD, DM SD, SD
LOAD	OP_READY, INITIALIZED, or SECURED	ISD, AM SD, DM SD
PUT KEY	OP_READY, INITIALIZED, or SECURED	ISD, AM SD, DM SD, SD
SELECT	OP_READY, INITIALIZED, SECURED	ISD, AM SD, DM SD,
SET STATUS	OP_READY, INITIALIZED, SECURED, <del>or</del> CARD_LOCKED	ISD, AM SD, DM SD, SD
STORE DATA	OP_READY, INITIALIZED, or SECURED	ISD, AM SD, DM SD, SD
GET DATA	OP_READY, INITIALIZED, SECURED, <del>or</del> CARD_LOCKED, <del>or</del> TERMINATED	ISD, AM SD, DM SD, SD
GET STATUS	OP_READY, INITIALIZED, SECURED, <del>or</del> CARD_LOCKED	ISD, AM SD, DM SD, SD

Operations: SCP02/SCP03 Commands	Security Attributes: Card Life Cycle State	Security Attributes: Minimum Security Level	Authorised Identified Roles with Privileges
INITIALIZE UPDATE	OP_READY, INITIALIZED, SECURED, <del>or</del> CARD_LOCKED	None	ISD, AM SD, DM SD, SD
EXTERNAL AUTHENTICATE		C-MAC	

Operations: SCP11 Commands	Security Attributes: Card Life Cycle State	Security Attributes: Minimum Security Level	Authorised Identified Roles with Privileges
GET DATA (ECKA Certificate)	OP_READY, INITIALIZED, SECURED, or CARD_LOCKED	None	ISD, AM SD, DM SD, SD
GET DATA (CA-KLOC KID-KVN)		None	
PERFORM SECURITY OPERATION		None	
INTERNAL AUTHENTICATE		None	
MUTUAL AUTHENTICATE		None	
STORE DATA (ECKA Certificate)		AUTHENTICATED	
STORE DATA (CA-KLOC Identifier)		AUTHENTICATED	
STORE DATA (Whitelist)		AUTHENTICATED	

Operations: SCP80 Command	Security Attributes: Card Life Cycle State	Security Attributes: Minimum Security Level	Authorised Identified Roles with Privileges
<b>Remote File Management Commands</b> SELECT, UPDATE BINARY, UPDATE RECORD, SEARCH RECORD, INCREASE, VERIFY PIN, CHANGE PIN, DISABLE PIN, ENABLE PIN, UNBLOCK PIN, DEACTIVATE FILE, ACTIVATE FILE, READ BINARY, READ RECORD, CREATE FILE, DELETE FILE, RESIZE FILE, SET DATA, RETRIEVE DATA	See [TS 102.225] and [TS 102.226]	See [TS 102.225] and [TS 102.226]	See [TS 102.225] and [TS 102.226]
<b>Remote Applet Management Commands</b> DELETE, SET STATUS, INSTALL, LOAD, PUT KEY, GET STATUS, GET DATA, STORE DATA	See [TS 102.225] and [TS 102.226]	See [TS 102.225] and [TS 102.226]	See [TS 102.225] and [TS 102.226]

Operations: SCP81 Command	Security Attributes: Card Life Cycle State	Security Attributes: Minimum Security Level	Authorised Identified Roles with Privileges
PUT KEY	OP_READY, INITIALIZED, SECURED	None	ISD, AM SD, DM SD, SD
STORE DATA	OP_READY, INITIALIZED, SECURED	None	ISD, AM SD, DM SD, SD
GET DATA	OP_READY, INITIALIZED, SECURED, <del>CARD_LOCKED</del> , or <del>TERMINATED</del>	None	ISD, AM SD, Dm sd, SD

Legend for tables above:

- ISD: Issuer Security Domain
- AM SD: Security Domain with Authorized Management privilege
- DM SD: Security Domain with Delegated Management privilege
- SD: Other Security Domain
- The card states ~~CARD\_LOCKED~~ and ~~TERMINATE~~ are not applicable to eUICC
- Security Attributes: Minimum Security Level is the minimum security level required to run the command

#### FMT\_MSA.3/GP Security attribute initialization

**FMT\_MSA.3.1/GP** The TSF shall enforce the **ELF Loading information flow control SFP and Data & Key Loading information flow control SFP** to provide **restrictive** default values for security attributes that are used to enforce the SFP.

**FMT\_MSA.3.2/GP** The TSF shall allow the **[assignment: none]** to specify alternative initial values to override the default values when an object or information is created.

#### FDP\_ACC.1/OS-UPDATE Subset access control

**FDP\_ACC.1.1/OS-UPDATE** The TSF shall enforce the **OS Update Access Control Policy** on the following list of subjects, objects, and operations:

- **Subjects: S.OS-DEVELOPER is the representative of the OS Developer within the TOE, being responsible for signature verification and decryption of the additional code, before:**
  - o **Loading,**
  - o **Installation,**
  - o **Activation**
  - o **[assignment: none]****is authorized.**
- **Objects: additional code and associated cryptographic signature**
- **Operations: loading, installation, and activation of additional code**

**Refinement: S.OSU corresponds to "S.OS-DEVELOPER"**

## **FDP\_ACF.1/OS-UPDATE Security attribute based access control**

**FDP\_ACF.1.1/OS-UPDATE** The TSF shall enforce the **OS Update Access Control Policy** to objects based on the following

- Security Attributes:
  - o **The additional code cryptographic signature verification status**
  - o **The Identification Data verification status (between the Initial TOE and the additional code)**

**FDP\_ACF.1.2/OS-UPDATE** The TSF shall enforce the following rules to determine if an operation among controlled subjects and controlled objects is allowed:

- **The verification of the additional code cryptographic signature (using D.OS-UPDATE\_SGNVER-KEY) by S.OS-DEVELOPER is successful.**
- **The decryption of the additional code prior installation (using D.OS-UPDATE\_DEC-KEY) by S.OS-DEVELOPER is successful.**
- **The comparison between the identification data of both the Initial TOE and the additional code demonstrates that the OS Update operation can be performed.**
- **[assignment: none]**

**FDP\_ACF.1.3/OS-UPDATE** The TSF shall explicitly authorize access of subjects to objects based on the following additional rules: **[assignment: none]**.

**FDP\_ACF.1.4/OS-UPDATE** The TSF shall explicitly deny access of subjects to objects based on the following additional rules: **[assignment: none]**.

Application Note:

- Identification data verification is necessary to ensure that the received additional code is actually targeting the TOE and that its version is compatible with the TOE version.
- Confidentiality protection must be enforced when the additional code is transmitted to the TOE for loading (See OE.OS-UPDATE-ENCRYPTION). Confidentiality protection is achieved through direct encryption of the additional code.

**Refinement:**

- **S.OSU corresponds to "S.OS-DEVELOPER"**
- **D.OS-UPDATE\_KEY(S) corresponds to "D.OS-UPDATE\_SGNVER-KEY" and "D.OS-UPDATE\_DEC-KEY"**
- **OE.CONFID\_UPDATE\_IMAGE.CREATE corresponds to "OE.OS-UPDATE-ENCRYPTION"**

## **FMT\_MSA.3/OS-UPDATE Security attribute initialization**

**FMT\_MSA.3.1/OS-UPDATE** The TSF shall enforce the **OS Update Access Control Policy** to provide **restrictive** default values for security attributes that are used to enforce the SFP.

**FMT\_MSA.3.2/OS-UPDATE** The TSF shall allow the **OS Developer** to specify alternative initial values to override the default values when an object or information is created.

Application Note: the additional code signature verification status must be set to "Fail" by default. This prevents installation of any additional code until the additional code signature is successfully verified by the TOE.

#### FMT\_SMR.1/OS-UPDATE Security roles

**FMT\_SMR.1.1/OS-UPDATE** The TSF shall maintain the roles **OS Developer, Issuer**.

**FMT\_SMR.1.2/OS-UPDATE** The TSF shall be able to associate users with roles.

#### FMT\_SMF.1/OS-UPDATE Specification of Management Functions

**FMT\_SMF.1.1/OS-UPDATE** The TSF shall be capable of performing the following management functions: **activation of additional code**.

Application Note: once verified and installed, additional code need "to be activated" to become effective.

#### FIA\_ATD.1/OS-UPDATE User attribute definition

**FIA\_ATD.1.1/OS-UPDATE** The TSF shall maintain the following list of security attributes belonging to individual users: **additional code ID for each activated additional code**.

**Refinement: "Individual users" stands for additional code.**

#### FTP\_TRP.1/OS-UPDATE Trusted Path

**FTP\_TRP.1.1/OS-UPDATE** The TSF shall provide a communication path between itself and **remote** that is logically distinct from other communication paths and provides assured identification of its end points and protection of the communicated data from [**selection: none**].

**FTP\_TRP.1.2/OS-UPDATE** The TSF shall permit **remote users** to initiate communication via the trusted path.

**FTP\_TRP.1.3/OS-UPDATE** The TSF shall require the use of the trusted path for **the transfer of the additional code to the TOE**.

Application Note: during the transmission of the additional code to the TOE for loading, the confidentiality is ensured through direct encryption of the additional code, hence the 'none' selection in FTP\_TRP.1.1/OS-UPDATE.

#### FCS\_COP.1/OS-UPDATE-DEC Cryptographic operation

**FCS\_COP.1.1/OS-UPDATE-DEC** The TSF shall perform **Decryption of the additional code prior installation** in accordance with a specified cryptographic algorithm [**assignment: AES in CBC mode with null IV**] and cryptographic key sizes [**assignment: 128 bits**] that meet the following: [**assignment: FIPS 197**].

#### FCS\_COP.1/OS-UPDATE-VER

#### Cryptographic operation

**FCS\_COP.1.1/OS-UPDATE-VER** The TSF shall perform **digital signature verification of the additional code to be loaded** in accordance with a specified cryptographic algorithm [assignment: **AES-CMAC**] and cryptographic key sizes [assignment: **128 bits**] that meet the following: [assignment: **FIPS 197 and SP800-38B**].

#### FPT\_FLS.1/OS-UPDATE

#### Failure with preservation of secure state

**FPT\_FLS.1.1/OS-UPDATE** The TSF shall preserve a secure state when the following types of failures occur: **interruption or incident, which prevents the forming of the Updated TOE**.

Application Note:

- The OS Update operation must either be successful or fail securely. There are 3 steps in an OS Update operation:
  - o step 1: loading
  - o step 2: activation
  - o step 3: update of TOE identification dataSteps 2 and 3 are performed atomically, so that the TOE active code and identification data always remain consistent.
- If a failure (interruption or incident) occurs during step 1 (loading), then the TOE remains in its initial state (no update, neither of code nor of the TOE identification data).
- If a failure (interruption or incident) occurs during the atomic sequence step 2 / step 3 (activation / update of TOE identification data), then the enforced behavior depends on the nature of the update:
  - o In any case, only two possible secure states are possible at any given time:
    - Either activation is not done and the TOE identification data is not updated (i.e. initial state)
    - Alternatively, the atomic sequence completes successfully, i.e. the OS update is activated and the TOE identification data is updated accordingly.

### 7.2.8 Underlying platform IC Security Functional Requirements

#### FAU\_SAS.1 Audit Storage

**FAU\_SAS.1.1** The TSF shall provide the test process before TOE Delivery with the capability to store [selection: **the Initialisation Data, Pre-personalisation Data**, [assignment: **none**]] in the [assignment: **chip non-volatile memory**].

Application Note: Initialisation and Pre-personalization data is prepared before TOE delivery but is loaded in Device OEM manufacturer factory. Personalization data consistency and self-test processes are performed at this manufacturing stage.

### FPT\_RCV.3/OS Automated recovery without undue loss

**FPT\_RCV.3.1/OS** When automated recovery from [**assignment: none**], is not possible, the TSF shall enter a maintenance mode where the ability to return to a secure state is provided.

**FPT\_RCV.3.2/OS** For [**assignment: execution access to a memory zone reserved for TSF data, writing access to a memory zone reserved for TSF's code, and any segmentation fault performed by a Java Card applet**] the TSF shall ensure the return of the TOE to a secure state using automated procedures.

**FPT\_RCV.3.3/OS** The functions provided by the TSF to recover from failure or service discontinuity shall ensure that the secure initial state is restored without exceeding [**assignment:**

- **0% of the contents of Java Card static fields, instance fields, and array positions that fall under the scope of an open transaction;**
- **0% of the Java Card objects that were allocated into the scope of an open transaction;**
- **0% of the contents of Java Card transient objects;**
- **0% of the Executable Load File being loaded when the failure occurred]**

for loss of TSF data or objects under the control of the TSF.

**FPT\_RCV.3.4/OS** The TSF shall provide the capability to determine the objects that were or were not capable of being recovered.

Application note: there is no maintenance mode implemented within the TOE. Recovery is always enforced automatically as stated in FPT\_RCV.3.2/OS.

### FPT\_RCV.4/OS Function recovery

**FPT\_RCV.4.1/OS** The TSF shall ensure that **reading from and writing to static and objects' fields interrupted by power loss** have the property that the function either completes successfully, or for the indicated failure scenarios, recovers to a consistent and secure state.

## 7.3 Security Functional Requirements Rationale

### 7.3.1 SFRs for eUICC rationale

The security functional requirements rationale is the same than the ones present in section 6.3 from [PP-eUICC].

### 7.3.2 SFRs for Runtime environment rationale

The security functional requirements Rationale for objectives O.RE\* is extracted from [PP-JCS] and [PP-GP] and adapted depending on the implementation and the included SFRs and its iterations.

The next table shows the objectives related to [PP-eUICC] runtime environment and its translation according to [PP-eUICC] application notes for OE.RE\* objectives. The security functional requirements rationale of O.RE\* will be the same than the rationale for the objectives translated from JavaCard PP [PP-JCS] and are not repeated here. In case of O.CARD-MANAGEMENT, the Security Functional Requirements rationale is extracted from [PP-GP].

RE objectives	Translation from JavaCard PP
O.RE.PPE-PPI	O.INSTALL, O.DELETION, O.LOAD, O.CARD-MANAGEMENT
O.RE.SECURE-COMM	O.SCP.RECOVERY, OE.SCP.SUPPORT, O.CARD-MANAGEMENT, O.SID, O.OPERATE, O.FIREWALL, O.GLOBAL_ARRAYS_CONFID, O.GLOBAL_ARRAYS_INTEG, O.ALARM, O.TRANSACTION, O.CIPHER, O.RNG, O.PIN-MNGT, O.KEY-MNGT, O.REALLOCATION, OE.VERIFICATION, O.ARRAYS_VIEWS_CONFID, O.ARRAY_VIEWS_INTEG, OE.CODE_EVIDENCE
O.RE.API	O.CARD-MANAGEMENT, O.NATIVE, OE.SCP.RECOVERY, OE.SCP.SUPPORT, O.SID, O.OPERATE, O.FIREWALL, O.ALARM, OE.VERIFICATION, OE.CODE_EVIDENCE
O.RE.DATA-CONFIDENTIALITY	OE.SCP.RECOVERY, OE.SCP.SUPPORT, O.CARD-MANAGEMENT, O.SID, O.OPERATE, O.FIREWALL, O.GLOBAL_ARRAYS_CONFID, O.ALARM, O.TRANSACTION, O.CIPHER, O.RNG, O.PIN-MNGT, O.KEY-MNGT, O.REALLOCATION, ADV_ARC "non-bypassability" refinement, O.ARRAYS_VIEWS_CONFID, OE.VERIFICATION
O.RE.DATA-INTEGRITY	OE.SCP.RECOVERY, OE.SCP.SUPPORT, O.CARD-MANAGEMENT, O.SID, O.OPERATE, O.FIREWALL, O.GLOBAL_ARRAYS_INTEG, O.ALARM, O.TRANSACTION, O.CIPHER, O.RNG, O.PIN-MNGT, O.KEY-MNGT, O.REALLOCATION, O.LOAD, O.NATIVE, O.ARRAY_VIEWS_INTEG, OE.CODE_EVIDENCE, OE.VERIFICATION
O.RE.IDENTITY	OE.SCP.RECOVERY and OE.SCP.SUPPORT, O.FIREWALL, O.SID, O.INSTALL, O.OPERATE, O.GLOBAL_ARRAYS_CONFID, O.GLOBAL_ARRAYS_INTEG, O.CARD-MANAGEMENT
O.RE.CODE-EXE	O.FIREWALL, O.REMOTE, O.NATIVE, OE.VERIFICATION, OE.CAP_FILE
O.SECURE_LOAD_ACODE	FDP_ACC.1/OS-UPDATE, FDP_ACF.1/OS-UPDATE, FMT_MSA.3/OS-UPDATE, FMT_SMR.1/OS-UPDATE, FMT_SMF.1/OS-UPDATE, FCS_COP.1/OS-UPDATE-VER

O.SECURE_AC_ACTIVATION	FDP_ACC.1/OS-UPDATE, FDP_ACF.1/OS-UPDATE, FMT_MSA.3/OS-UPDATE, FMT_SMR.1/OS-UPDATE, FMT_SMF.1/OS-UPDATE, FPT_FLS.1/OS-UPDATE
O.TOE_IDENTIFICATION	FDP_ACC.1/OS-UPDATE, FDP_ACF.1/OS-UPDATE, FIA_ATD.1/OS-UPDATE, FMT_MSA.3/OS-UPDATE, FMT_SMR.1/OS-UPDATE, FMT_SMF.1/OS-UPDATE
O.CONFID-UPDATE-IMAGE.LOAD	FDP_ACC.1/OS-UPDATE, FDP_ACF.1/OS-UPDATE, FMT_MSA.3/OS-UPDATE, FMT_SMR.1/OS-UPDATE, FMT-SMF.1/OS-UPDATE, FTP_TRP.1/OS-UPDATE, FCS_COP.1/OS-UPDATE-DEC
O.AUTH-LOAD-UPDATE-IMAGE	FDP_ACC.1/OS-UPDATE, FDP_ACF.1/OS-UPDATE, FMT_MSA.3/OS-UPDATE, FMT_SMR.1/OS-UPDATE, FMT_SMF.1/OS-UPDATE, FTP_TRP.1/OS-UPDATE, FCS_COP.1/OS-UPDATE-DEC

Table 19 - Runtime environment objectives conversion for SFR rationale.

Note that *OE.SCP.RECOVERY* and *OE.SCP.SUPPORT* from [PP-JCS] are equivalent to *OE.IC.RECOVERY* and *OE.IC.SUPPORT* from [PP-eUICC] converted to *O.IC.RECOVERY* and *O.IC.SUPPORT* in current Security Target. See next section for the rationale.

### 7.3.3 SFRs for Underlying platform IC rationale

**O.IC.PROOF\_OF\_IDENTITY** coverage: the IC is a part of the TOE supporting TSFs of the upper layer of the TOE, especially for identification data storage as dealt with FAU\_SAS.1.

**O.IC.RECOVERY** coverage: the IC is a part of the TOE supporting TSFs of the upper layer of the TOE, especially for recovery operations as dealt with in FPT\_RCV.3/OS and FPT\_RCV.4/OS, for secure state preservation against security violations as in FPT\_FLS.1/Platform\_services.

**O.IC.SUPPORT** coverage: the IC is a part of the TOE supporting TSFs of the upper layer of the TOE, especially , for secure low-level cryptographic processing as in FCS\_CKM.1, FCS\_CKM.4 and FCS\_COP.1.

### 7.3.4 SFRs dependency rationale

SFR	CC dependencies	Satisfied dependencies
FIA_UID.1/EXT	No Dependencies	
FIA_UAU.1/EXT	(FIA_UID.1)	FIA_UID.1/EXT
FIA_USB.1/EXT	(FIA_ATD.1)	FIA_ATD.1
FIA_UAU.4/EXT	No Dependencies	
FIA_UID.1/MNO-SD	No Dependencies	
FIA_USB.1/MNO-SD	(FIA_ATD.1)	FIA_ATD.1
FIA_ATD.1	No Dependencies	
FIA_API.1	No Dependencies	
FDP_IFC.1/SCP	(FDP_IFF.1)	FDP_IFF.1/SCP
FDP_IFF.1/SCP	(FDP_IFC.1) and (FMT_MSA.3)	FDP_IFC.1/SCP, FMT_MSA.3
FTP_ITC.1/SCP	No Dependencies	
FDP_ITC.2/SCP	(FDP_ACC.1 or FDP_IFC.1) and (FPT_TDC.1) and (FTP_ITC.1 or FTP_TRP.1)	FDP_IFC.1/SCP, FTP_ITC.1/SCP, FPT_TDC.1/SCP
FPT_TDC.1/SCP	No Dependencies	
FDP_UCT.1/SCP	(FDP_ACC.1 or FDP_IFC.1) and (FTP_ITC.1 or FTP_TRP.1)	FDP_IFC.1/SCP, FTP_ITC.1/SCP
FDP_UIT.1/SCP	(FDP_ACC.1 or FDP_IFC.1) and (FTP_ITC.1 or FTP_TRP.1)	FDP_IFC.1/SCP, FTP_ITC.1/SCP
FCS_CKM.1/SCP-SM	(FCS_CKM.2 or FCS_COP.1) and (FCS_CKM.4)	FCS_COP.1/ECKA_EG, FCS_COP.1/GP-SCP, FCS_CKM.4/SCP-SM
FCS_CKM.2/SCP-MNO	(FCS_CKM.1 or FDP_ITC.1 or FDP_ITC.2) and (FCS_CKM.4)	FDP_ITC.2/SCP, FCS_CKM.4/SCP-MNO
FCS_CKM.4/SCP-SM	(FCS_CKM.1 or FDP_ITC.1 or FDP_ITC.2)	FDP_ITC.2/SCP, FCS_CKM.1/SCP-SM
FCS_CKM.4/SCP-MNO	(FCS_CKM.1 or FDP_ITC.1 or FDP_ITC.2)	FDP_ITC.2/SCP, FCS_CKM.1/SCP-SM
FDP_ACC.1/ISDR	(FDP_ACF.1)	FDP_ACF.1/ISDR
FDP_ACF.1/ISDR	(FDP_ACC.1) and (FMT_MSA.3)	FDP_ACC.1/ISDR, FMT_MSA.3
FDP_ACC.1/ECASD	(FDP_ACF.1)	FDP_ACF.1/ECASD
FDP_ACF.1/ECASD	(FDP_ACC.1) and (FMT_MSA.3)	FDP_ACC.1/ECASD, FMT_MSA.3

FDP_IFC.1/Platform_services	(FDP_IFF.1)	FDP_IFF.1/Platform_services
FDP_IFF.1/Platform_services	(FDP_IFC.1) and (FMT_MSA.3)	FDP_IFC.1/Platform_services, FMT_MSA.3
FPT_FLS.1/Platform_services	No Dependencies	
FCS_RNG.1	No Dependencies	
FPT_EMS.1	No Dependencies	
FDP_SDI.1	No Dependencies	
FDP_RIP.1	No Dependencies	
FPT_FLS.1	No Dependencies	
FMT_MSA.1/PLATFORM_DATA	(FDP_ACC.1 or FDP_IFC.1) and (FMT_SMF.1) and (FMT_SMR.1)	FDP_ACC.1/ISDR, FMT_SMF.1, FMT_SMR.1
FMT_MSA.1/PPR	(FDP_ACC.1 or FDP_IFC.1) and (FMT_SMF.1) and (FMT_SMR.1)	FDP_ACC.1/ISDR, FMT_SMF.1, FMT_SMR.1
FMT_MSA.1/CERT_KEYS	(FDP_ACC.1 or FDP_IFC.1) and (FMT_SMF.1) and (FMT_SMR.1)	FDP_ACC.1/ISDR, FMT_SMF.1, FMT_SMR.1
FMT_SMF.1	No Dependencies	
FMT_SMR.1	(FIA_UID.1)	FIA_UID.1/EXT, FIA_UID.1/MNO-SD
FMT_MSA.1/RAT	(FDP_ACC.1 or FDP_IFC.1) and (FMT_SMF.1) and (FMT_SMR.1)	FDP_ACC.1/ISDR, FMT_SMF.1, FMT_SMR.1
FMT_MSA.3	(FMT_MSA.1) and (FMT_SMR.1)	FMT_MSA.1/PLATFORM_DATA, FMT_MSA.1/PPR, FMT_MSA.1/CERT_KEYS, FMT_SMR.1, FMT_MSA.1/RAT
FCS_COP.1/Mobile_network	(FCS_CKM.1 or FDP_ITC.1 or FDP_ITC.2) and (FCS_CKM.4)	FDP_ITC.2/SCP, FCS_CKM.4/Mobile_network
FCS_CKM.2/Mobile_network	(FCS_CKM.1 or FDP_ITC.1 or FDP_ITC.2) and (FCS_CKM.4)	FMT_MSA.1/PLATFORM_DATA, FMT_MSA.1/PPR, FMT_MSA.1/CERT_KEYS, FMT_SMR.1, FMT_MSA.1/RAT
FCS_CKM.4/Mobile_network	(FCS_CKM.1 or FDP_ITC.1 or FDP_ITC.2)	FDP_ITC.2/SCP, FCS_CKM.4/Mobile_network
FDP_ACC.2/FIREWALL	(FDP_ACF.1)	FDP_ACF.1/FIREWALL
FDP_ACF.1/FIREWALL	(FDP_ACC.1) and (FMT_MSA.3)	FDP_ACC.2/FIREWALL, FMT_MSA.3/FIREWALL

FDP_IFC.1/JCVM	(FDP_IFF.1)	FDP_IFF.1/JCVM
FDP_IFF.1/JCVM	(FDP_IFC.1) and (FMT_MSA.3)	FDP_IFC.1/JCVM FMT_MSA.3/JCVM
FDP_RIP.1/OBJECTS	No Dependencies	
FMT_MSA.1/JCRE	(FDP_ACC.1 or FDP_IFC.1) and (FMT_SMF.1) and (FMT_SMR.1)	FDP_ACC.2/FIREWALL <b>See rationale</b> FMT_SMR.1/JC
FMT_MSA.1/JCVM	(FDP_ACC.1 or FDP_IFC.1) and (FMT_SMF.1) and (FMT_SMR.1)	FDP_ACC.2/FIREWALL FDP_IFC.1/JCVM FMT_SMF.1/CM FMT_SMR.1/JC
FMT_MSA.2/FIREWALL_JCVM	(FDP_ACC.1 or FDP_IFC.1) and (FMT_MSA.1) and (FMT_SMR.1)	FDP_ACC.2/FIREWALL FDP_IFC.1/JCVM FMT_MSA.1/JCRE FMT_MSA.1/JCVM FMT_SMR.1/JC
FMT_MSA.3/FIREWALL	(FMT_MSA.1) and (FMT_SMR.1)	FMT_MSA.1/JCRE FMT_MSA.1/JCVM FMT_SMR.1/JC
FMT_MSA.3/JCVM	(FMT_MSA.1) and (FMT_SMR.1)	FMT_MSA.1/JCVM FMT_SMR.1/JC
FMT_SMF.1/JC	No Dependencies	
FMT_SMR.1/JC	(FIA_UID.1)	FIA_UID.2/AID
FCS_CKM.1/EC FCS_CKM.1/GP-SCP	(FCS_CKM.2 or FCS_COP.1) and (FCS_CKM.4)	FCS_COP.1/ECDSA_SIGN FCS_COP.1/ECDH FCS_COP.1/GP-SCP FCS_CKM.4
FCS_CKM.4	(FCS_CKM.1 or FDP_ITC.1 or FDP_ITC.2)	FCS_CKM.1/EC FCS_CKM.1/GP-SCP
FCS_COP.1/TDES_MAC FCS_COP.1/AES_MAC FCS_COP.1/ECDH FCS_COP.1/CRC FCS_COP.1/ECDSA_SIGN FCS_COP.1/ECKA_EG FCS_COP.1/GP-SCP FCS_COP.1/TDES_CIPHER FCS_COP.1/AES_CIPHER FCS_COP.1/Hash FCS_COP.1/HMAC	(FCS_CKM.1 or FDP_ITC.1 or FDP_ITC.2) and (FCS_CKM.4)	FCS_CKM.1/EC FCS_CKM.1/GP-SCP FCS_CKM.4 <b>See rationale</b>
FDP_RIP.1/ABORT	No Dependencies	
FDP_RIP.1/APDU	No Dependencies	
FDP_RIP.1/bArray	No Dependencies	
FDP_RIP.1/GlobalArray	No Dependencies	
FDP_RIP.1/KEYS	No Dependencies	
FDP_RIP.1/TRANSIENT	No Dependencies	
FDP_ROL.1/FIREWALL	(FDP_ACC.1 or FDP_IFC.1)	FDP_ACC.2/FIREWALL FDP_IFC.1/JCVM
FAU_ARP.1	(FAU_SAA.1)	<b>See rationale</b>
FDP_SDI.2/DATA	No Dependencies	
FPR_UNO.1	No Dependencies	
FPR_FLS.1/JC	No Dependencies	
FPT_TDC.1	No Dependencies	
FIA_ATD.1/AID	No Dependencies	
FIA_UID.2/AID	No Dependencies	

FIA_USB.1/AID	(FIA_ATD.1)	FIA_ATD.1/AID
FMT_MTD.1/JCRE	(FMT_SMF.1) and (FMT_SMR.1)	FMT_SMF.1/CM FMT_SMR.1/JC
FMT_MTD.3/JCRE	(FMT_MTD.1)	FMT_MTD.1/JCRE
FDP_ITC.2/Installer	(FDP_ACC.1 or FDP_IFC.1) and (FPT_TDC.1) and (FTP_ITC.1 or FTP_TRP.1)	FDP_IFC.2/GP-ELF FPT_TDC.1/GP FTP_ITC.1/GP
FMT_SMR.1/Installer	(FIA_UID.1)	FIA_UID.1/GP
FPT_FLS.1/Installer	No Dependencies	
FPT_RCV.3/Installer	(AGD_OPE.1)	AGD_OPE.1
FDP_ACC.2/ADEL	(FDP_ACF.1)	FDP_ACF.1/ADEL
FDP_ACF.1/ADEL	(FDP_ACC.1) and (FMT_MSA.3)	FDP_ACC.2/ADEL FMT_MSA.3/ADEL
FDP_RIP.1/ADEL	No Dependencies	
FMT_MSA.1/ADEL	(FDP_ACC.1 or FDP_IFC.1) and (FMT_SMF.1) and (FMT_SMR.1)	FDP_ACC.2/ADEL FMT_SMF.1/ADEL FMT_SMR.1/ADEL
FMT_MSA.3/ADEL	(FMT_MSA.1) and (FMT_SMR.1)	FMT_MSA.1/ADEL FMT_SMR.1/ADEL
FMT_SMF.1/ADEL	No Dependencies	
FMT_SMR.1/ADEL	(FIA_UID.1)	<b>See rationale</b>
FPT_FLS.1/ADEL	No Dependencies	
FDP_RIP.1/ODEL	No Dependencies	
FPT_FLS.1/ODEL	No Dependencies	
FCO_NRO.2/CM	(FIA_UID.1)	FIA_UID.1/GP
FDP_IFC.2/CM	(FDP_IFF.1)	FDP_IFF.1/GP-ELF
FDP_IFF.1/CM	(FDP_IFC.1) and (FMT_MSA.3)	FDP_IFC.2/GP-ELF FMT_MSA.3/GP
FDP_UIT.1/CM	(FDP_ACC.1 or FDP_IFC.1) and (FTP_ITC.1 or FTP_TRP.1)	FDP_IFC.2/GP-ELF FDP_IFC.2/GP-KL FTP_ITC.1/GP
FIA_UID.1/CM	No Dependencies	
FMT_MSA.1/CM	(FDP_ACC.1 or FDP_IFC.1) and (FMT_SMF.1) and (FMT_SMR.1)	FDP_IFC.2/GP-ELF FDP_IFC.2/GP-KL FMT_SMR.1/GP FMT_SMF.1/GP
FMT_MSA.3/CM	(FMT_MSA.1) and (FMT_SMR.1)	FMT_MSA.1/GP FMT_SMR.1/GP
FMT_SMF.1/CM	No Dependencies	
FMT_SMR.1/CM	(FIA_UID.1)	FIA_UID.1/GP
FTP_ITC.1/CM	No Dependencies	
FPT_FLS.1/GP	No Dependencies	
FDP_ROL.1/GP	(FDP_ACC.1 or FDP_IFC.1)	FDP_IFC.2/GP-ELF FDP_IFC.2/GP-KL
FCO_NRO.2/GP	(FIA_UID.1)	FIA_UID.1/GP
FMT_SMR.1/GP	(FIA_UID.1)	FIA_UID.1/GP
FMT_SMF.1/GP	No Dependencies	
FDP_ITC.2/GP-ELF	(FDP_ACC.1 or FDP_IFC.1) and (FPT_TDC.1) and (FTP_ITC.1 or FTP_TRP.1)	FDP_IFC.2/GP-ELF FPT_TDC.1/GP FTP_ITC.1/GP
FDP_ITC.2/GP-KL	(FDP_ACC.1 or FDP_IFC.1) and	FDP_IFC.2/GP-KL FPT_TDC.1/GP

	(FPT_TDC.1) and (FTP_ITC.1 or FTP_TRP.1)	FTP_ITC.1/GP
FPT_RCV.3/GP	(AGD_OPE.1)	AGD_OPE.1
FDP_IFC.2/GP-ELF	(FDP_IFF.1)	FDP_IFF.1/GP-ELF
FDP_IFF.1/GP-ELF	(FDP_IFC.1) and (FMT_MSA.3)	FDP_IFC.2/GP-ELF FMT_MSA.3/GP
FIA_UID.1/GP	No Dependencies	
FIA_AFL.1/GP	(FIA_UAU.1)	FIA_UAU.1/GP
FIA_UAU.1/GP	(FIA_UID.1)	FIA_UID.1/GP
FIA_UAU.4/GP	No Dependencies	
FDP_UIT.1/GP	(FDP_ACC.1 or FDP_IFC.1) and (FTP_ITC.1 or FTP_TRP.1)	FDP_IFC.2/GP-ELF FDP_IFC.2/GP-KL FTP_ITC.1/GP
FDP_UCT.1/GP	(FTP_ITC.1 or FTP_TRP.1) and (FDP_ACC.1 or FDP_IFC.1)	FDP_IFC.2/GP-ELF FDP_IFC.2/GP-KL FTP_ITC.1/GP
FTP_ITC.1/GP	No Dependencies	
FPR_UNO.1/GP	No Dependencies	
FPT_TDC.1/GP	No Dependencies	
FDP_IFC.2/GP-KL	(FDP_IFF.1)	FDP_IFF.1/GP-KL
FDP_IFF.1/GP-KL	(FDP_IFC.1) and (FMT_MSA.3)	FDP_IFC.2/GP-KL FMT_MSA.3/GP
FMT_MSA.1/GP	(FDP_ACC.1 or FDP_IFC.1) and (FMT_SMF.1) and (FMT_SMR.1)	FDP_IFC.2/GP-ELF FDP_IFC.2/GP-KL FMT_SMR.1/GP FMT_SMF.1/GP
FMT_MSA.3/GP	(FMT_MSA.1) and (FMT_SMR.1)	FMT_MSA.1/GP FMT_SMR.1/GP
FDP_ACC.1/OS-UPDATE	(FDP_ACF.1)	FDP_ACF.1/OS-UPDATE
FDP_ACF.1/OS-UPDATE	(FDP_ACC.1) and (FMT_MSA.3)	FDP_ACC.1/OS-UPDATE FMT_MSA.3/OS-UPDATE
FMT_MSA.3/OS-UPDATE	(FMT_MSA.1) and (FMT_SMR.1)	FMT_SMR.1/OS-UPDATE <b>See rationale</b>
FMT_SMR.1/OS-UPDATE	(FIA_UID.1)	FIA_UID.1/GP
FMT_SMF.1/OS-UPDATE	<u>No Dependencies</u>	
FIA_ATD.1/OS-UPDATE	<u>No Dependencies</u>	
FTP_TRP.1/OS-UPDATE	<u>No Dependencies</u>	
FCS_COP.1/OS-UPDATE-DEC	(FCS_CKM.1 or FDP_ITC.1 or FDP_ITC.2) and (FCS_CKM.4)	FDP_ITC.2/GP-ELF FCS_CKM.4
FCS_COP.1/OS-UPDATE-VER	(FCS_CKM.1 or FDP_ITC.1 or FDP_ITC.2) and (FCS_CKM.4)	FDP_ITC.2/GP-ELF FCS_CKM.4
FPT_FLS.1/OS-UPDATE	No dependencies	
FAU_SAS.1	No Dependencies	
FPT_RCV.3/OS	(AGD_OPE.1)	AGD_OPE.1
FPT_RCV.4/OS	No Dependencies	

Table 20 – SFRs dependency table

#### **Rationale for the exclusion of dependencies:**

- **The dependency FMT\_SMF.1 of FMT\_MSA.1/JCRE is unsupported.**

The dependency between FMT\_MSA.1/JCRE and FMT\_SMF.1 is not satisfied because no management functions are required for the Java Card RE.

- **The dependencies of FCS\_COP.1/Hash are unsupported**

Hash operation does not require any key.

- **The dependencies of FCS\_COP.1/CRC are unsupported**

CRC operations do not require any key.

- **The dependency FAU\_SAA.1 of FAU\_ARP.1 is unsupported**

The dependency of FAU\_ARP.1 on FAU\_SAA.1 assumes that a "potential security violation" generates an audit event. On the contrary, the events listed in FAU\_ARP.1 are self-contained (arithmetic exception, ill-formed bytecodes, access failure) and ask for a straightforward reaction of the TSFs on their occurrence at runtime. The JCVM or other components of the TOE detect these events during their usual working order. Thus, there is no mandatory audit recording in this ST.

- **The dependency FIA\_UID.1 of FMT\_SMR.1/ADEL is unsupported**

This ST does not require the identification of the "deletion manager" since it can be considered as part of the TSF.

- **The dependency FMT\_MSA.1 of FMT\_MSA.3/OS-UPDATE is unsupported.**

No history information has to be kept by the TOE.

- **The dependency FAU\_SAA.1 of FAU\_ARP.1 is unsupported**

The dependency of FAU\_ARP.1 on FAU\_SAA.1 assumes that a "potential security violation" generates an audit event. On the contrary, the events listed in FAU\_ARP.1 are self-contained (arithmetic exception, ill-formed bytecodes, access failure) and ask for a straightforward reaction of the TSFs on their occurrence at runtime. The JCVM or other components of the TOE detect these events during their usual working order. Thus, there is no mandatory audit recording in this ST.

- **The dependency FIA\_UID.1 of FMT\_SMR.1/ADEL is unsupported**

This ST does not require the identification of the "deletion manager" since it can be considered as part of the TSF.

### **7.3.5 SAR refinement**

#### **Refinements regarding Security Architecture (ADV\_ARC)**

##### **Refinement**

The Security Architecture shall describe how the security architecture design and implementation prevents bypass of SFR against side channel attacks as required by the O.RE.DATA-CONFIDENTIALITY (translation of the OE.RE.DATA-CONFIDENTIALITY from [PP-eUICC]).

## 8 TOE SUMMARY SPECIFICATION

---

The TOE implements the SFRs in accordance with the GSMA specifications, sufficiently hardened to counter attackers at AVA\_VAN.5 level.

The TOE is equipped with following Security Features to meet the security functional requirements

### 8.1 eUICC security functions

#### 8.1.1 GSMA.ProfileManagement

This security function implements the controls related to profiles management as defined by **[SGP.22]** and **[EUPP]**, encompassing the following operations:

- Profile downloading
- Profile elements installation
- Profile deletion
- Profile enable and disable

It also supports everything related to profile data isolation.

It also supports the OPL feature.

#### 8.1.2 GSMA.ECASD

This security function handles the Embedded UICC Controlling Authority Security Domain (ECASD) management as defined by **[SGP.22]**. The ECASD is responsible for secure storage of credentials required to support the required Security Domains on the eUICC.

ECASD installation, provisioning, eUICC authentication and credentials management are covered.

#### 8.1.3 GSMA.ISDR

This security function handles the ISD-R management as defined by **[SGP.22]**. The ISD-R is responsible for the creation of new ISD-Ps and lifecycle management of all ISD-Ps.

ISD-R installation, provisioning, credentials and content management are covered.

#### 8.1.4 GSMA.ISDP

This security function handles the ISD-P management as defined by **[SGP.22]**. The ISD-P is the on-card representative of the SM-DP+ and is a secure container (Security Domain) for the hosting of a Profile. The ISD-P is used for the Profile download and installation in collaboration with the Profile Package Interpreter for the decoding/interpretation of the received Profile Package.

ISD-R installation, provisioning, deletion, credentials and content management are covered.

#### 8.1.5 GSMA.PPR

This security function implements Profile Policy Rules management as defined by **[SGP.22]**. The PPRs are defined by the Profile Owners and set by the SM-DP+ in the Profile Metadata. Upon downloading a profile with defined PPR, eUICC is required to follow these defined rules.

Secure management and processing of the PPRs are covered.

## 8.2 Runtime Environment security functions

### 8.2.1 GP.CardContentManagement

This security function provides the capability and a dedicated flow control for the loading, installation, extradition, registry update, selection and removal of card content and especially executable files and application instances. Such features are offered to the Card Issuer and its business partners, allowing the Card Issuer to delegate card content management to an Application Provider according to privileges assigned to the various security domains on the card. It supports Delegated management (DM), Authorized management (AM) and it can use DAP or Mandated DAP verification and generation of Reception token. It also checks that only the card management commands specified and allowed at each state of the smart card's life cycle are accepted, and ill-formed ones are rejected with an appropriate error response

### 8.2.2 GP.KeyLoading

This security function provides the capability and a dedicated flow control for the loading of keys and other sensitive data using the GlobalPlatform STORE DATA and PUT KEY APDUs, or by using GlobalPlatform APIs for loading and storing data and keys.

### 8.2.3 GP.SecurityDomain

This security function provides security domain management, as SD creation, SD selection, SD privileges setting and SD deletion in SD hierarchy. It provides means to associate or extradite an application to a security domain in order to provide services (as secure channel) to the dedicated application without sharing the related keys stored in SD. It also provides Keyset Management in SD, with Key Set creation, Key set deletion, key importation, replacement, or deletion in Key Set. Security Domains are privileged Applications as defined in [GPCS] § 7, holding cryptographic keys to be used to support Secure Channel Protocol operations and/or to authorize card content management functions. There are different types of security domain with dedicated privileges and associated operations: ISD Security domain, Supplementary Security domains, and Controlling Authority Security domains.

### 8.2.4 GP.ISD

ISD Security domain as defined in [GPCS] §7.1.1, is the mandatory Security Domain, implicitly selected if the Application implicitly selectable on the same logical channel of the same card I/O interface is removed. It inherits of the Final Application privilege if the Application with that privilege is removed.

### 8.2.5 GP.SSD

Supplementary Security Domains are privileged Applications with dedicated privileges:

- Token Verification Privilege as described in [GPCS] §9.1.3.1
- Authorized Management Privilege as described in [GPCS] §9.1.3.2
- Delegated Management Privilege as described in [GPCS] §9.1.3.3
- Global Delete Privilege as described in [GPCS] §9.1.3.4
- Global Lock Privilege as described in [GPCS] §9.1.3.5
- Receipt Generation Privilege as described in [GPCS] §9.1.3.6
- Ciphred Load File Data Block Privilege as described in [GPCS] §9.1.3.7

Controlling Authority Security Domain is a supplementary Security Domain dedicated to the Controlling Authority with dedicated privileges. It contains Security Domains cryptographic keys needed to confidentially personalize an initial set of Secure Channel Keys of an APSD.

### 8.2.6 GP.SecureChannel

This security function provides a secure communication channel between a card and an off-card entity during an Application Session according to [GPCS], [Amd B], [Amd D], [Amd F], [TS 102.225] and [TS 102.226]. It provides an APDU flow control using the Command security level check according to Card Life cycle and type of APDU.

A Secure Channel Session is divided into three sequential phases:

- Secure Channel Initiation when the on-card Application and the off-card entity have exchanged sufficient information enabling them to perform the required cryptographic functions. The Secure Channel Session initiation always includes (at least) the authentication of the off-card entity by the on-card Application; performing also the setting of the Command security level used for the session.
- Secure Channel Operation when the on-card Application and the off-card entity exchange data within the cryptographic protection of the Secure Channel Session. The Secure Channel services offered may vary from one Secure Channel Protocol to the other;
- Secure Channel Termination when either the on-card Application or the off-card entity determines that no further communication is required or allowed via an established Secure Channel Session.

The following services are provided by the Secure Channel:

- Entity authentication in which the card or the off-card entity proves its authenticity to the other entity through a cryptographic exchange, based on session key generation and a dedicated flow control; For SCP80, envelope APDU shall contain secured packet structure defined in [TS 102.225] §5 and Anti-replay mechanism is proposed optionally using a counter defined in [TS 102.225] §5.1.4;
- Integrity and authentication in which the receiving entity (the card or off-card entity) ensures that the data being received from the sending entity (respectively the off-card entity or card) actually came from an authenticated entity in the correct sequence and has not been altered;
- Confidentiality in which data being transmitted from the sending entity (the off-card entity or card) to the receiving entity (respectively the card or off-card entity) is not viewable by an unauthenticated entity.

The following Secure Channel Protocols are supported by the TOE: SCP02, SCP03, SCP11 (variants 'a' and 'c'), SCP80 and SCP81.

### 8.2.7 GP.GPRegistry

This security function provides management and access to the GlobalPlatform Registry used for:

- Store card management information;
- Store relevant application management information (e.g., AID, associated Security Domain and Privileges);
- Support card resource management data;
- Store Application Life Cycle information;
- Store card Life Cycle information;
- Track any counters associated with logs.

The content of the GlobalPlatform Registry may be accessed by administrative commands or by applet using a dedicated GlobalPlatform API.

Only secure values are accepted for the information stored in the GlobalPlatform registry (including Life Cycle states, Security Levels and Privileges).

### 8.2.8 GP.OS-UPDATE

This security function implements an OS update capability by proprietary mechanism, allowing the eSIM OS to be updated post-issuance. OS updates are performed through the loading, installation and activation of related ELF, fulfilling the same rules as for any other ELF. DAP verification (AES128 CMAC) is mandatory for ELFs containing OS updates, ensuring the authenticity and integrity protection of the code update, and the content of the ELF is directly encrypted (AES128 in CBC mode) with a dedicated encryption key, ensuring the confidentiality protection. Note that both the DAP signature verification key and the encryption key are proprietary KEYS, meaning that OS updates can only be issued and decrypted by Thales. Verification of TOE identification data is also enforced before allowing any OS update. The whole OS update operation is done through an atomic process, ensuring the permanent consistency between the eSIM active code and its identification data.

The OS Update operation must either be successful or fail securely. There are 3 steps in an OS Update operation:

- step 1: loading
- step 2: activation
- step 3: update of TOE identification data

Steps 2 and 3 are performed atomically, so that the TOE active code and identification data always remain consistent.

- If a failure (interruption or incident) occurs during step 1 (loading), then the TOE remains in its initial state (no update, neither of code nor of the TOE identification data).
- If a failure (interruption or incident) occurs during the atomic sequence step 2 / step 3 (activation / update of TOE identification data), then the enforced behavior depends on the nature of the update:
  - In any case, only two possible secure states are possible at any given time:
    - Either activation is not done and the TOE identification data is not updated (i.e. initial state)
    - Alternatively, the atomic sequence completes successfully, i.e. the OS update is activated and the TOE identification data is updated accordingly.

### 8.2.9 JCS.APDUBuffer

The security function maintains a byte array buffer accessible from any applet context. This buffer is used to transfer incoming APDU header and data bytes as well as outgoing data according to [JCAPI3]. The APDU class API is designed to be transport protocol independent T=0, T=1, T=CL (as defined in ISO 7816-3).

Application note: ADPU buffer is a JCRE temporary entry point object where no associated reference can be stored in a variable or an array component.

### 8.2.10 JCS.ByteCodeExecution

This security function handles applet bytecode execution according to the rules defined in [JVM3]. The JVM execution may be summarized in JVM interpreter start-up, bytecode execution and JVM interpreter loop. The applet bytecode execution consists in:

- fetching the next bytecode to execute 1110oleanng to the applet's code flow control,
- decoding the next bytecode,
- executing the fetched bytecode.

The JVM manages several types of objects, such as persistent objects, transient objects, persistent arrays (boolean, byte, short, int or reference), transient arrays (boolean, byte, short, int or reference) and static field images. For each type of object, different types of control are performed.

### **8.2.11 JCS.Firewall**

This security function enforces a Firewall access control policy and a JVM information flow control policy at runtime. It defines how accessing the following items: Static Class Fields, Array Objects, Class Instance Object Fields, Class Instance Object Methods, Standard Interface Methods, Shareable Interface Methods, Classes, Standard Interfaces, Shareable Interfaces, Array Object Methods. Based on security attributes (Sharing, Context, Lifetime), it performs access control to object fields between objects and throws security exception when access is denied. Thus, it enforces applet isolation located in different packages and controls the access to global data containers shared by all applet instances.

The JCRE shall allocate and manage a context for each Java API package containing applets. The JCRE maintains for its own context a special system privilege so that it can perform operations that are denied to contexts of applets.

### **8.2.12 JCS.Package**

This security function manages packages. A package is a structural item defined for naming, loading, storing, execution context definition. There are rules for package identification, for structure check and access rules definition. If inconsistent items are found during checks, an error message is sent.

### **8.2.13 JCS.CryptoAPI**

This security function offers the following cryptographic services to applets through the JavaCard API:

- Generation of random numbers as defined in [JCAPI3] to be used for key values or challenges during external exchanges. The Random Number Generator (RNG) is hybrid deterministic and conformant to [AIS31] DRG.4, providing enhanced backward secrecy & enhanced forward secrecy. It passes [AIS31] test procedure A.
- Computation of checksum CRC16 and CRC32 conformant with ISO3309, as defined in [JCAPI3] Checksum class. Both ALG\_ISO3309\_CRC16 and ALG\_ISO3309\_CRC32 are supported.
- Encryption and decryption using TDES algorithm as defined in [JCAPI3] Cipher class. Both TDES 2-keys (112 bits key length) and TDES 3-keys (168 bits key length) are supported.
- Generation of 4-byte or 8-byte MAC using TDES algorithm as defined in [JCAPI3] Signature class. Both TDES 2-keys (112 bits key length) and TDES 3-keys (168 bits key length) are supported.
- Encryption and decryption using AES (128, 192 or 256 bits key) algorithm as defined in [JCAPI3] Cipher class.
- Generation of 16-byte, 24-byte or 32-byte MAC using AES algorithm (128, 192 or 256 bits key) in CBC mode as defined in [JCAPI3] Signature class.
- Data hash computation as defined in [JCAPI3] MessageDigest class.
- HMAC computation as defined in [JCAPI3] Signature class.
- Generation and verification of ECDSA signatures as defined in [JCAPI3] Signature class. Elliptic curve cryptography over GF(p) is considered here, with P ranging from 160 to 521 bits.
- Secret key agreement according to the ECDH algorithm, as defined in [JCAPI3] KeyAgreement class.

Secret key agreement according to the DH algorithm (ALG\_DH\_PLAIN), as defined in [JCAPI3] KeyAgreement class.

These operations are performed in a way to avoid revealing the key values. If the applet specifies an algorithm that the platform does not support, the JCRE refuses to perform the cryptographic operation and generates an exception.

#### **8.2.14 JCS.KeyManagement**

This security function enforces key management for the different associated operations: key building and generation, key importation, key exportation, key masking and key destruction using the standard API defined in [JCAPI3].

- Key generation implemented through KeyBuilder and/or KeyPair classes : ECDSA Key Pair Generation (P ranging from 160 to 521 bits).
- Key importation and exportation is done using method protecting confidentiality and integrity of key.
- Key masking protects the confidentiality of cryptographic keys from being read out from the memory. It ensures the service of accessing and modifying them.
- Key destruction (implemented through the method clearKey() of the Key class) disables the use of a key both logically and physically. Reuse is only possible after erase.

#### **8.2.15 JCS.OwnerPIN**

This security function provides to applets a means to perform user identification and authentication with the OwnerPin class conformant to [JCAPI3].

It offers to create a PIN and store it securely in the persistent memory. It allows access to PIN value only to perform a secure comparison between a PIN stored in the persistent memory and a data received as parameter.

A method returns a positive result if a valid Pin has been presented during current session. If the PIN is not blocked and the comparison is successful, the validated flag is set to and the try counter is set to its maximum, otherwise the authentication fails and the associated try counter is decremented. When the validated flag is set, it is assumed that the user is authenticated.

When the try counter reaches zero, the PIN is blocked and the authentication is no more possible until the PIN is unblocked.

#### **8.2.16 JCS.EraseResidualData**

This security function ensures that sensitive data are locked upon the following operations as defined in [JCRE3]:

- Deletion of package and/or applications,
- Deletion of objects.

They are erased when space needs to be reused for allocation of new objects.

This security function also ensures that the sensitive temporary buffers (transient object, bArray object, Global Array object, APDU buffer, Cryptographic buffer) are securely cleared after their usage with respect to their life-cycle and interface as defined in [JCRE3], transient object at reset or allocation and persistent object are erased at allocation for new object.

#### **8.2.17 JCS.OutOfLifeDataUndisclosure**

This security function ensures that sensitive data are locked until postponed erasure on the following operations: Deletion of persistent and transient objects according to [JCRE3].

#### **8.2.18 JCS.RunTimeExecution**

This security function provides a secure run time environment conformant to [JCRE3] and deals with:

- Instance registration or deletion,
- Application selection,
- Applet opcode execution,
- JCAPI methods execution,
- Logical channel management,
- APDU flow control, dispatch and buffer management,
- JCRE memory and context management,
- JCRE reference deletion,

- JCRE access rights,
- JCRE throw exception,
- JCRE security reaction.

### 8.2.19 JCS.Exception

This security function manages throwing of an instance of Exception class in the following cases:

- a SecurityException when an illegal access to an object is detected,
- a SystemException with an error code describing the error condition,
- a CryptoException in case of algorithm error or illegal use,
- any exception decided by the applet or the JCRE handled as temporary JCRE entry point object with associated JCAPI. It also offers a means to applet to handle exception and to JCRE to handle uncaught exception by applets.

### 8.2.20 OS.Atomicity

This security function performs write operations atomically on complex type or object in order to avoid incomplete update. Prior to be written, data is stored in an atomic back-up area. In case on writing interrupt, the only two possible values are: initial value if writing is not started or final value if writing is started. At next start-up, the atomic back-up area is check to finalize interrupted writing.

### 8.2.21 OS.MemoryManagement

This security function allocates memory areas and performs access control on them to avoid unauthorized access. It manages circular writing to avoid instable memory state. It enforces memory recovery in case of error detection. It offers (when required) confidentiality services for data storage: Ciphering / deciphering of Data in RAM or in FLASH, Scrambling / Unscrambling of Data in RAM or in FLASH.

## 8.3 TSS Rationale

The justification and overview of the mapping between security functional requirements (SFR) and the TOE's security functionality (SF) is given in section above.

### 8.3.1 eUICC SFRs coverage

Security Functional Requirement	Coverage by TSS Security Function(s)
<b>FIA_UID.1/EXT</b>	This SFR is covered by GSMA.ISDR
<b>FIA_UAU.1/EXT</b>	This SFR is covered by GSMA.ECASD and GP.SecureChannel
<b>FIA_USB.1/EXT</b>	This SFR is covered by GSMA.ECASD and GP.SecurityDomain
<b>FIA_UAU.4/EXT</b>	This SFR is covered by GSMA.ECASD and GP.SecureChannel
<b>FIA_UID.1/MNO-SD</b>	This SFR is covered by GP.SecurityDomain
<b>FIA_USB.1/MNO-SD</b>	This SFR is covered by GP.SecurityDomain, GSMA.ISDP, GSMA.ECASD
<b>FIA_ATD.1</b>	This SFR is covered by GP.SecurityDomain and GSMA.ECASD
<b>FIA_API.1.1</b>	This SFR is covered by GSMA.ECASD
<b>FDP_IFC.1/SCP</b>	This SFR is covered by GSMA.ProfileManagement
<b>FDP_IFF.1/SCP</b>	This SFR is covered by GSMA.ProfileManagement
<b>FTP_ITC.1/SCP</b>	This SFR is covered by GSMA.ProfileManagement
<b>FDP_ITC.2/SCP</b>	This SFR is covered by GSMA.ProfileManagement
<b>FPT_TDC.1/SCP</b>	This SFR is covered by GSMA.ProfileManagement
<b>FDP_UCT.1/SCP</b>	This SFR is covered by GSMA.ProfileManagement

Security Functional Requirement	Coverage by TSS Security Function(s)
<b>FDP_UIT.1/SCP</b>	This SFR is covered by GSMA.ProfileManagement
<b>FCS_CKM.1/SCP-SM</b>	This SFR is covered by GSMA.ProfileManagement and JCS.CryptoAPI for ECKA-EG
<b>FCS_CKM.2/SCP-MNO</b>	This SFR is covered by JCS.CryptoAPI
<b>FCS_CKM.4/SCP-SM</b>	This SFR is covered by JCS.KeyManagement
<b>FCS_CKM.4/SCP-MNO</b>	This SFR is covered by JCS.KeyManagement
<b>FDP_ACC.1/ISDR</b>	This SFR is covered by GSMA.ISDR
<b>FDP_ACF.1/ISDR</b>	This SFR is covered by GSMA.ISDR
<b>FDP_ACC.1/ECASD</b>	This SFR is covered by GSMA.ECASD
<b>FDP_ACF.1/ECASD</b>	This SFR is covered by GSMA.ECASD
<b>FDP_IFC.1/Platform services</b>	This SFR is covered by GSMA.ProfileManagement
<b>FDP_IFF.1/Platform services</b>	This SFR is covered by GSMA.ProfileManagement
<b>FPT_FLS.1/Platform services</b>	This SFR is covered by GSMA.ProfileManagement
<b>FCS_RNG.1</b>	This SFR is covered by JCS.CryptoAPI providing AIS31 DRG.4 random number generation to applets.
<b>FPT_EMS.1</b>	This SFR is covered by JCS.CryptoAPI and JCS.KeyManagement
<b>FDP_SDI.1</b>	This SFR is covered by GSMA.ProfileManagement
<b>FDP_RIP.1</b>	This SFR is covered by GSMA.ProfileManagement
<b>FPT_FLS.1</b>	This SFR is covered by GSMA.ProfileManagement
<b>FMT_MSA.1/PLATFORM DATA</b>	This SFR is covered by GSMA.ISDR
<b>FMT_MSA.1/PPR</b>	This SFR is covered by GSMA.PPR
<b>FMT_MSA.1/CERT_KEYS</b>	This SFR is covered by GSMA.ProfileManagement
<b>FMT_SMF.1</b>	This SFR is covered by GSMA.ProfileManagement, GSMA.ISDR, GSMA.ISDP, GSMA.ECASD, and GSMA.PPR
<b>FMT_SMR.1</b>	This SFR is covered by GSMA.ProfileManagement, GSMA.ISDR, GSMA.ISDP, GSMA.ECASD, and GSMA.PPR
<b>FMT_MSA.1/RAT</b>	This SFR is covered by GSMA.ISDR
<b>FMT_MSA.3</b>	This SFR is covered by GSMA.ISDR, GSMA.ISDP, GSMA.ECASD
<b>FCS_COP.1/Mobile network</b>	This SFR is covered by JCS.CryptoAPI
<b>FCS_CKM.2/Mobile network</b>	This SFR is covered by JCS.CryptoAPI
<b>FCS_CKM.4/Mobile network</b>	This SFR is covered by JCS.KeyManagement

### 8.3.2 Runtime Environment SFRs coverage

Security Functional Requirement	Coverage by TSS Security Function(s)
<b>FDP_ACC.2/FIREWALL</b>	This SFR is covered by JCS.Firewall.
<b>FDP_ACF.1/FIREWALL</b>	This SFR is covered by JCS.Firewall.
<b>FDP_IFC.1/JCVM</b>	This SFR is covered by JCS.Firewall and JCS.APDUBuffer controlling unauthorized access or invalid storage of reference.
<b>FDP_IFF.1/JCVM</b>	This SFR is covered by JCS.Firewall.
<b>FDP_RIP.1/OBJECTS</b>	This SFR is covered by JCS.OutOfLifeDataUndisclosure (to avoid access to data prior erase) and JCS.EraseResidualData (to erase data).
<b>FMT_MSA.1/JCRE</b>	This SFR is covered by JCS.RunTimeExecution covering context switch and application selection.
<b>FMT_MSA.1/JCVM</b>	This SFR is covered by JCS.ByteCodeExecution requiring context switch for specific code execution and JCS.RunTimeExecution covering context switch and

	modification of the Currently Active Context according to given rules.
<b>FMT_MSA.2/FIREWALL_JCVM</b>	This SFR is addressed by JCS.RunTimeExecution covering object sharing.
<b>FMT_MSA.3/FIREWALL</b>	This SFR is addressed by JCS.RunTimeExecution covering object sharing.
<b>FMT_MSA.3/JCVM</b>	This SFR is addressed by JCS.RunTimeExecution covering object sharing.
<b>FMT_SMF.1/JC</b>	This SFR is addressed by JCS.RunTimeExecution covering context management and instance registration.
<b>FMT_SMR.1/JC</b>	This SFR is addressed by JCS.RunTimeExecution covering JCVM and JCRE roles.
<b>FCS_CKM.1/EC</b>	This SFR is addressed by JCS.KeyManagement covering key generation.
<b>FCS_CKM.1/GP-SCP</b>	This SFR is covered by GP.SecureChannel.
<b>FCS_CKM.4</b>	This SFR is addressed by JCS.KeyManagement covering key deletion.
<b>FCS_COP.1/TDES_MAC</b>	This SFR is covered by JCS.CryptoAPI dealing with the cryptographic services provided to applets through the Javacard API.
<b>FCS_COP.1/AES_MAC</b>	This SFR is covered by JCS.CryptoAPI dealing with the cryptographic services provided to applets through the Javacard API.
<b>FCS_COP.1/ECDH</b>	This SFR is covered by JCS.CryptoAPI dealing with the cryptographic services provided to applets through the Javacard API.
<b>FCS_COP.1/CRC</b>	This SFR is covered by JCS.CryptoAPI dealing with the cryptographic services provided to applets through the Javacard API.
<b>FCS_COP.1/ECDSA_SIGN</b>	This SFR is covered by JCS.CryptoAPI dealing with the cryptographic services provided to applets through the Javacard API.
<b>FCS_COP.1/ECKA_EG</b>	This SFR is covered by JCS.CryptoAPI dealing with the cryptographic services provided to applets through the Javacard API.
<b>FCS_COP.1/GP-SCP</b>	This SFR is covered by GP.SecureChannel.
<b>FCS_COP.1/TDES_CIPHER</b>	This SFR is covered by JCS.CryptoAPI dealing with the cryptographic services provided to applets through the Javacard API.
<b>FCS_COP.1/AES_CIPHER</b>	This SFR is covered by JCS.CryptoAPI dealing with the cryptographic services provided to applets through the Javacard API.
<b>FCS_COP.1/Hash</b>	This SFR is covered by JCS.CryptoAPI dealing with the cryptographic services provided to applets through the Javacard API.
<b>FCS_COP.1/HMAC</b>	This SFR is covered by JCS.CryptoAPI dealing with the cryptographic services provided to applets through the Javacard API.
<b>FDP_RIP.1/ABORT</b>	This SFR is addressed by JCS.EraseResidualData covering data erasure.
<b>FDP_RIP.1/APDU</b>	This SFR is addressed by JCS.EraseResidualData covering data erasure.
<b>FDP_RIP.1/bArray</b>	This SFR is addressed by JCS.OutOfLifeDataUndisclosure and JCS.EraseResidualData covering data erasure.
<b>FDP_RIP.1/GlobalArray</b>	This SFR is addressed by JCS.EraseResidualData covering data erasure.

<b>FDP_RIP.1/KEYS</b>	This SFR is addressed by JCS.EraseResidualData covering data erasure.
<b>FDP_RIP.1/TRANSIENT</b>	This SFR is covered by JCS.OutOfLifeDataUndisclosure managing the access control to transient object to be erased prior the erasure of the content in memory.
<b>FDP_ROL.1/FIREWALL</b>	This SFR is addressed by JCS.RunTimeExecution covering transaction rollback during specific operations.
<b>FAU_ARP.1</b>	This SFR is addressed by JCS.RunTimeExecution, JCS.Exception, JCS.Firewall, and OS.MemoryManagement covering exception handling with different specific operations.
<b>FDP_SDI.2/DATA</b>	This SFR is addressed by JCS.OwnerPIN, JCS.KeyManagement, OS.Atomicity and OS.MemoryManagement covering integrity handling with specific operations.
<b>FPR_UNO.1</b>	This SFR is addressed by JCS.OwnerPIN, JCS.KeyManagement, JCS.CryptoAPI and OS.MemoryManagement covering data handling with specific operations avoiding observation.
<b>FPT_FLS.1/JC</b>	This SFR is addressed by JCS.Exception, JCS.ByteCodeExecution, JCS.RunTimeExecution, and OS.Atomicity preserving a secure state when unexpected events occur during specific operations.
<b>FPT_TDC.1</b>	This SFR is covered by JCS.Package enforcing export check, CAP file translation and link specific operations.
<b>FIA_ATD.1/AID</b>	This SFR is covered by JCS.RunTimeExecution and GP.GPRegistry controlling applet registration and uninstallation.
<b>FIA_UID.2/AID</b>	This SFR is covered by GP.GPRegistry and JCS.RunTimeExecution managing user identity (package AID) during applet selection and identify associated context provided.
<b>FIA_USB.1/AID</b>	This SFR is covered by GP.GPRegistry and JCS.RunTimeExecution managing registration of each applet and associated package during its installation with its AID.
<b>FMT_MTD.1/JCRE</b>	This SFR is covered by JCS.RunTimeExecution offering services for applet registration and uninstallation managing associated access rights.
<b>FMT_MTD.3/JCRE</b>	This SFR is fully covered by JCS.RunTimeExecution managing presence and legacy of AID with ISO rules.
<b>FDP_ITC.2/Installer</b>	This SFR is covered by JCS.Package
<b>FMT_SMR.1/Installer</b>	This SFR is covered by JCS.Package
<b>FPT_FLS.1/Installer</b>	This SFR is covered by JCS.Package
<b>FPT_RCV.3/Installer</b>	This SFR is covered by JCS.Package and JCS.RunTimeExecution, OS.MemoryManagement, GP.GPRegistry and GP.CardContentManagement covering the applet instance erasure when applet instance registration operation fails.
<b>FDP_ACC.2/ADEL</b>	This SFR is covered by GP.CardContentManagement, GP.GPRegistry and JCS.RunTimeExecution checking rules for applet instance uninstallation and deletion dependency rules.
<b>FDP_ACF.1/ADEL</b>	This SFR is covered by GP.CardContentManagement, GP.GPRegistry and JCS.RunTimeExecution checking rules for applet instance uninstallation and deletion dependency rules.
<b>FDP_RIP.1/ADEL</b>	This SFR is covered by GP.CardContentManagement and JCS.OutOfLifeDataUndisclosure by checking operations to avoid access to freed resources prior to its reuse.
<b>FMT_MSA.1/ADEL</b>	This SFR is covered by GP.GPRegistry, GP.CardContentManagement and JCS.RunTimeExecution

	responsible of checking rules concerning applet attributes, implicit and explicit selection rules prior to authorize deletion operation.
<b>FMT_MSA.3/ADEL</b>	This SFR is covered by JCS.RunTimeExecution and GP.CardContentManagement dealing with Security Attributes initialization, providing secure, restrictive default values for the security attributes of subject and objects involved in applet deletion.
<b>FMT_SMF.1/ADEL</b>	This SFR is covered by GP.CardContentManagement, GP.SecurityDomain and JCS.RunTimeExecution.
<b>FMT_SMR.1/ADEL</b>	This SFR is covered by GP.SecurityDomain maintaining the ISD and SDD roles responsible of applet deletion. This SFR is also covered by JCS.RunTimeExecution maintaining the JCRE role for applet uninstallation
<b>FPT_FLS.1/ADEL</b>	This SFR is covered by GP.GPRegistry, JCS.RunTimeExecution and OS.Atomicity preserving a secure state when unexpected events occur during package or instance deletion, managing the transaction part of the deletion operation by either rolling back, or completing it.
<b>FDP_RIP.1/ODEL</b>	This SFR is covered by JCS.EraseResidualData and OS.MemoryManagement ensuring that the content of deleted objects is erased upon the deletion and by JCS.OutOfLifeDataUndisclosure making unavailable for disclosure upon further reallocation of the freed space.
<b>FPT_FLS.1/ODEL</b>	This SFR is covered by JCS.RunTimeExecution and OS.MemoryManagement performing memory management to release no more used memory on unreferenced objects and preserves a secure state when unexpected events occur during object deletion.
<b>FCO_NRO.2/CM</b>	This SFR is addressed by GP.SecureChannel.
<b>FDP_IFC.2/CM</b>	This SFR is addressed by GP.CardContentManagement managing flow control for loading and installing application instances.
<b>FDP_IFF.1/CM</b>	This SFR is addressed by GP.CardContentManagement managing flow control for loading and installing application instances.
<b>FDP_UIT.1/CM</b>	This SFR is addressed by JCS.Package
<b>FIA_UID.1/CM</b>	This SFR is covered by JCS.RunTimeExecution and GP.SecurityDomain controlling accessible action prior identification and action when SD or application associated to SD are selected.
<b>FMT_MSA.1/CM</b>	This SFR is addressed by JCS.Package
<b>FMT_MSA.3/CM</b>	This SFR is addressed by JCS.Package
<b>FMT_SMF.1/CM</b>	This SFR is addressed by JCS.Package, JCS.RunTimeExecution and GP.CardContentManagement covering the applet instance registration operations and associated error handling.
<b>FMT_SMR.1/CM</b>	See FMT_SMR.1/GP
<b>FTP_ITC.1/CM</b>	This SFR is addressed by GP.SecureChannel.
<b>FPT_FLS.1/GP</b>	This SFR is addressed by JCS.Package, JCS.RunTimeExecution and GP.CardContentManagement covering the applet instance registration operations and associated error handling.
<b>FDP_ROL.1/GP</b>	This SFR is addressed by GP.CardContentManagement, GP.KeyLoading and OS.Atomicity.
<b>FCO_NRO.2/GP</b>	This SFR is covered by GP.SecureChannel managing the secure channel protocol where several checks are performed prior ELF or Key loading: * mutual authentication between the external entity (Issuer or Application provider) and the

	selected security Domain, including creation of a session key, * by the verification of a (chained) MAC that the Issuer or Application provider attaches to each file or data block sent, * by the erase of the session key at the end of the session.
<b>FMT_SMR.1/GP</b>	This SFR is covered by JCS.RunTimeExecution and GP.SecurityDomain managing the roles: S.OPEN, issuer, application provider, verification authority and controlling authority.
<b>FMT_SMF.1/GP</b>	This SFR is covered by GP.SecurityDomain and GP.SecureChannel.
<b>FDP_ITC.2/GP-ELF</b>	This SFR is covered by JCS.Package checking the binary compatibility of dependent packages using their version numbers and AIDs prior to installation operations.
<b>FDP_ITC.2/GP-KL</b>	This SFR is covered by GP.KeyLoading.
<b>FPT_RCV.3/GP</b>	This SFR is addressed by JCS.RunTimeExecution, OS.MemoryManagement, GP.GPRegistry and GP.CardContentManagement covering the applet instance erasure when applet instance registration operation fails.
<b>FDP_IFC.2/GP-ELF</b>	This SFR is covered by GP.CardContentManagement managing flow control for loading and installing application instances.
<b>FDP_IFF.1/GP-ELF</b>	This SFR is covered by GP.CardContentManagement managing flow control for loading and installing application instances.
<b>FIA_UID.1/GP</b>	This SFR is covered by JCS.RunTimeExecution and GP.SecurityDomain controlling accessible action prior identification and action when SD or application associated to SD are selected.
<b>FIA_AFL.1/GP</b>	This SFR is covered by GP.SecureChannel.
<b>FIA_UAU.1/GP</b>	This SFR is covered by JCS.RunTimeExecution and GP.SecurityDomain (as for FIA_UID.1/GP).
<b>FIA_UAU.4/GP</b>	This SFR is covered by GP.SecureChannel.
<b>FDP_UIT.1/GP</b>	This SFR is covered by GP.SecureChannel providing a session key generation. It ensures that the whole package or data has been correctly received.
<b>FDP_UCT.1/GP</b>	This SFR is covered by GP.SecureChannel which provides confidentiality protection for sensitive data (such as secret keys).
<b>FPT_ITC.1/GP</b>	This SFR is addressed by GP.SecureChannel.
<b>FPR_UNO.1/GP</b>	This SFR is covered by JCS.RunTimeExecution and JCS.CryptoAPI.
<b>FPT_TDC.1/GP</b>	This SFR is addressed by GP.CardContentManagement, GP.SecureChannel and GP.KeyLoading.
<b>FDP_IFC.2/GP-KL</b>	This SFR is covered by GP.KeyLoading, GP.SecurityDomain and GP.SecureChannel.
<b>FDP_IFF.1/GP-KL</b>	This SFR is covered by GP.KeyLoading, GP.SecurityDomain and GP.SecureChannel.
<b>FMT_MSA.1/GP</b>	This SFR is covered by GP.SecureChannel providing an APDU flow control using the Command security level check according to Card Life cycle and type of APDU.
<b>FMT_MSA.3/GP</b>	This SFR is covered by GP.SecureChannel providing setting of the default value.
<b>FDP_ACC.1/OS-UPDATE</b>	This SFR is covered by GP.OS update.
<b>FDP_ACF.1/OS-UPDATE</b>	This SFR is covered by GP.OS update.
<b>FMT_MSA.3/OS-UPDATE</b>	This SFR is covered by GP.OS update.
<b>FMT_SMR.1/OS-UPDATE</b>	This SFR is covered by GP.OS update.

<b>FMT_SMF.1/OS-UPDATE</b>	This SFR is covered by GP.OS update.
<b>FTP_TRP.1/OS-UPDATE</b>	This SFR is covered by GP.OS update.
<b>FCS_COP.1/OS-UPDATE-DEC</b>	This SFR is covered by GP.OS update.
<b>FCS_COP.1/OS-UPDATE-VER</b>	This SFR is covered by GP.OS update.
<b>FAU_SAS.1</b>	This SFR is covered by OS.MemoryManagement
<b>FPT_RCV.3/OS</b>	This SFR is covered by OS.Atomicity.
<b>FPT_RCV.4/OS</b>	This SFR is covered by OS.MemoryManagement.

## 9 COMPOSITION WITH IC

### 9.1 Statement of compatibility – Threats part

IC Threats	Rationale
<b>Part of [PP-84]</b>	
T.Phys-Manipulation	This threat is related to physical manipulation of the Security IC. It is covered by the IC evaluation.
T.Phys-Probing	This threat is related to physical probing of the TOE to disclose relevant information. It is considered in the TOE evaluation.
T.Malfunction	This threat is related to force malfunctions of the TSF due to environmental stress that could lower or bypass the implemented security mechanisms. It is considered in the TOE evaluation.
T.Leak-Inherent	This threat is related to the information which is leaked from the TOE during usage of the Security IC in order to disclose sensitive data of the TOE. It is considered in the TOE evaluation.
T.Leak-Forced	This threat is related to information which is leaked from the TOE during usage of the Security IC in order to disclose confidential user data of the composite TOE. It is covered by the IC evaluation.
T.Abuse-Func	This threat is related to the usage of functions of the TOE that are not allowed once the TOE Delivery and can impact the security of the TOE. It is considered in the TOE evaluation.
T.RND	This threat is related to the deficiency of random numbers. It is covered by the IC evaluation.
T.Masquerade_TOE	This threat is related to the IC masquerade. It is covered by the IC evaluation.
<b>Added in the [ST/IC]</b>	
-	-

### 9.2 Statement of compatibility – OSPs part

IC OSPs	Rationale
<b>Part of [PP-84]</b>	
P.Process-TOE	This policy is related to protection during IC Development and Production. It is covered by the IC evaluation.
P.Crypto-Service	This policy is related to cryptographic services of the IC. It is covered by the IC evaluation.
P.Lim_Block_Loader	This policy is related to limiting and blocking the Loader Functionality It is covered by the IC evaluation.
P.Ctrl_Loader	This policy is related to control usage the Loader Functionality It is covered by the IC evaluation.
<b>Added in the [ST/IC]</b>	
P.Firewall	This policy is related to enable the IC dedicated software and the end-user embedded software to manage and control access to regions in memory. It is covered by the IC evaluation.

### 9.3 Statement of compatibility – Assumptions part

IC Assumptions	Rationale
<b>Part of [PP-84]</b>	
A.Process-Sec-IC	This assumption ensures the security of the delivery and storage of the IC. It is covered by the ALC_DVS.2 activity of the TOE evaluation.
A.Resp-Appl	This assumption ensures that security relevant data of the current TOE are properly treated according to the IC security needs. It is covered by the ADV_IMP.1 activity of the TOE evaluation.
<b>Added in the [ST/IC]</b>	
-	-

### 9.4 Statement of compatibility – Security objectives for the environment part

IC oEs are separated in the following groups as defined in appendix 1.1 of [CC-COMP]:

- **IrOE:** IC OE being not relevant for the current TOE.
- **CfPOE:** IC OE being fulfilled by the current TOE automatically.
- **SgOE:** The remaining IC OE which shall be addressed by the current TOE.

IC OEs	Rationale
<b>Part of [PP-84]</b>	
OE.Resp-Appl	This objective deals with the treatment of TOE user data by the TOE itself. It is covered by the ADV_IMP.1 activity of the TOE evaluation. <ul style="list-style-type: none"> <li>• CfPOE</li> </ul>
OE.Process-Sec-IC	This objective is covered by the IC evaluation and by the ALC_DVS.2 activity of the TOE evaluation. <ul style="list-style-type: none"> <li>• During phases b, c: CfPOE</li> <li>• During phase e: SgOE</li> </ul>
OE.Lim_Block_Loader	This objective protect the loader functionality against misuse, limit the capability of the loader and terminate irreversibly the loader after intended usage of the loader.  This objective is covered by the IC evaluation and by the ALC_DVS.2 activity of the TOE evaluation. <ul style="list-style-type: none"> <li>• During phases b, c: CfPOE</li> </ul>
OE.Loader_Usage	This objective must constrain the authorized user to support trusted communication channel to allow data to be loaded with confidentiality protection and authentication proof.  This objective is covered by the IC evaluation and by the ALC_DVS.2 activity of the TOE evaluation. <ul style="list-style-type: none"> <li>• During phases b, c: CfPOE</li> </ul>
OE.TOE_Auth	This objective deals with the external environment of the TOE able to authenticate with the TOE This objective is covered by the IC evaluation and by the ALC_DVS.2 activity of the TOE evaluation. <ul style="list-style-type: none"> <li>• During phases b, c: CfPOE</li> </ul>
<b>Added in the [ST/IC]</b>	
-	-

## 9.5 Statement of compatibility – Security objectives part

IC Security objectives	Rationale
<b>Part of [PP-84]</b>	
O.Phys-Manipulation	This objective is covered by the IC evaluation.
O.Phys-Probing	This objective is covered by TOE evaluation.
O.Malfunction	This objective is covered by TOE evaluation.
O.Leak-Inherent	This objective is covered by TOE evaluation.
O.Leak-Forced	This objective is covered by the IC evaluation.
O.Abuse-Func	This objective is covered by the TOE evaluation.
O.Identification	This objective is covered by the IC evaluation.
O.RND	This objective is covered by the IC evaluation.
O.CAP_Avail_Loader	This objective is covered by the IC evaluation.
O.Ctrl_Auth_Loader	This objective is covered by the IC evaluation.
O.Authentication	This objective is covered by the IC evaluation.
O.AES	This objective is covered by the IC evaluation.
<b>Added in the [ST/IC]</b>	
O.Firewall	This objective is covered by the IC evaluation.

## 9.6 Statement of compatibility – SFRs part

IC SFRs are separated in the following groups as defined in appendix 1.1 of [CC-COMP]:

- **IP\_SFR:** Irrelevant IC SFR not being used by the current TOE.
- **RP\_SFR-SERV:** Relevant IC SFR being used by the current TOE to implement a security service with associated TSFI.
- **RP\_SFR-MECH:** Relevant IC SFR being used by the current evaluation because of its security properties providing protection attacks to the TOE as a whole and are addressed in ADV\_ARC. These required security properties are a result of the security mechanisms and services that are implemented in the IC.

IC SFRs	Rationale
<b>Part of [PP-84]</b>	
From "Hardware random number generators"	
FCS_RNG.1	RP_SFR_SERV
From "Cryptographic services implemented in hardware"	
FCS_COP.1/AES	RP_SFR_SERV
FCS_CKM.4	RP_SFR_SERV
From "TSF testing"	
FPT_TST.1	RP_SFR_MECH
From "Malfunctions"	
FRU_FLT.2	RP_SFR-MECH
FPT_FLS.1	RP_SFR-MECH
From "Abuse of Functionality"	
FMT_LIM.1	RP_SFR_MECH
FMT_LIM.2	RP_SFR_MECH
FAU_SAS.1	RP_SFR_SERV
From "Physical Manipulation and Probing"	
FPT_PHP.3	RP_SFR-MECH
FDP_SDC.1	RP_SFR-MECH
FDP_SDI.2	RP_SFR-MECH
From "Leakage"	
FDP_ITT.1	RP_SFR-MECH
FPT_ITT.1	RP_SFR-MECH
FDP_IFC.1	RP_SFR-MECH
From "Application Firewall"	
FDP_ACC.2/AF	RP_SFR-MECH
FDP_ACF.1/AF	RP_SFR-MECH
FMT_MSA.3/AF	RP_SFR-MECH
FMT_MSA.1/AF/S	RP_SFR-MECH
FMT_MSA.1/AF/NS	RP_SFR-MECH
FMT_SMF.1/AF	RP_SFR-MECH
FMT_SMR.1/AF	RP_SFR-MECH
From "Authentication of the Security IC"	
FIA_API.1	RP_SFR_SERV
From "Flash Loader"	
FDP_UCT.1	RP_SFR-MECH
FDP_UIT.1	RP_SFR-MECH
FMT_LIM.1/Loader	RP_SFR-MECH
FMT_LIM.2/Loader	RP_SFR-MECH
FDP_ITC.1	RP_SFR-MECH
FDP_ACC.1/Loader	RP_SFR-MECH
FDP_ACF.1/Loader	RP_SFR-MECH
<b>Added in the [ST/IC]</b>	
From "Flash Loader package 2"	
FMT_MTD.1/Loader	RP_SFR-MECH
FMT_SMR.1/Loader	RP_SFR-MECH
FMT_SMF.1/Loader	RP_SFR-MECH
FIA_UID.2/Loader	RP_SFR-MECH

## 10 REFERENCES, GLOSSARY AND ABBREVIATIONS

### 10.1 External references

Reference	Title
[CC-1]	Common Criteria for Information Technology Security Evaluation Part 1: Introduction and general model, CCMB-2017-04-001, version 3.1 revision 5, April 2017.
[CC-2]	Common Criteria for Information Technology Security Evaluation Part 2: Security Functional Requirements, CCMB-2017-04-002, version 3.1 revision 5, April 2017.
[CC-3]	Common Criteria for Information Technology Security Evaluation Part 3: Security Assurance Requirements, CCMB-2017-4-003, version 3.1 revision 5, April 2017.
[CC-COMP]	Common Criteria Supporting Document, Mandatory Technical Document – composite product evaluation for Smart Cards and similar devices, version 1.5.1, May 2018.
[CIC]	Common Implementation Configuration v2.1, July 2018 - Ref: GPC_GUI_080
[EUPP]	TCA eUICC Profile Package Interoperable Format Test Specification v2.3.1, September 2020 TCA eUICC Profile–Package Interoperable Format Test Specification 3.2, May 2022 – ref [30] in [PP/0100]
[11]	[GPCS] Global Platform Card Specification v2.3.1 (GPC_SPE_034), March 2–18 – ref [11] in [PP/0100] and amendments <ul style="list-style-type: none"> <li>• [Amd A] Amendment A - Confidential Card–Content Management, v1.2 - July 2019– (GPC_SPE_007)</li> <li>• [Amd B] Amendment B - Remote Application Management over HTTP, v1.2 – March 2022 (GPC_SPE_011) – ref [13] in [PP/0100]</li> <li>• [Amd D] Amendment D - Secure Channel Protocol 03, v1.2 - April 2020 (GPC_SPE_014)</li> <li>• [Amd H] Amendment H - Executable Load File Upgrade, v1.1 - March 2018 (GPC_SPE_120)</li> <li>• [Amdt F] Amendment F – Secure Channel Protocol '11', v1.3, October 2021 (GPC_SPE_093)</li> </ul>
[12]	SCP80 ETSI TS 102 225 [TS 102.225], ETSI TS 102 226 [TS 102.226] – ref [12] in [PP/0100]
[JC]	Java Card Specification v3.1
[JCAPI3]	Java Card 3 Platform - Java Card API, Classic Edition, Version 3.1, February 2021
[JVM3]	Java Card 3 Platform - Virtual Machine Specification, Classic Edition, Version 3.1, February 2021
[JCRE3]	Java Card 3 Platform - Runtime Environment Specification, Classic Edition, Version 3.1, February 2021
[JCBV]	Java Card 3.1.0 Off-card Verifier and onwards
[PP-84]	Security IC Platform Protection Profile with Augmentation Packages version 1.0, February 2014, BSI-CC-PP-0084-2014
[PP-eUICC]	Embedded UICC for Consumer Devices Protection Profile version 1.0, June 2018, BSI-CC-PP-0100-2018 (SGP.25 v1.0 by GSMA)
[PP-JCS]	Java Card System – Open Configuration Protection Profile version 3.1, April 2020, BSI-CC-PP-0099-V2-2020 – ref [01] in [PP/0100]
[PP-GP]	Secure Element Protection Profile version 1.0, February 2021, GPC_SPE_174
[SGP.02]	Remote Provisioning Architecture for Embedded UICC Technical Specification – ref [03] in [PP/0100]
[SGP.06]	eUICC Security Assurance Principles, version 1.1, July 2023
[SGP.07]	eUICC Security Assurance Methodology, version 1.1, July 2023
[SGP.08]	Security Evaluation of Integrated eUICC, version 1.3, June 2024
[SGP.21]	architecture Specification, version 2.5, November 2022

Reference	Title
[SGP.22]	RSP Technical Specification, version 2.5, May 2023 – ref [24] in [PP/0100]
[SGP.23]	RSP Test Specification, version 1.14, July 2023
[SGP.24]	SGP.24 Compliance Process, Version 2.6, January 2025
[SGP.25v2]	eUICC for Consumer and IoT Devices Protection Profile V2.0
[ST/IC]	Security Target lite of SLC21EML1M8 (ref: IFX_CCI_000068h__SecurityTarget_V1.4.2 - 2024-01-10)
[GUIDES/IC]	List of documents applicable to the certified IC: <ul style="list-style-type: none"> <li>• SLC21 HW reference manual (Rev 5.0, 2023-12-11)</li> <li>• SLC21 Security guidelines (Rev 1.00-3001, 2023-07-26)</li> <li>• SLC21 Prod &amp; Perso manual (Rev 10.01, 2023-06-28)</li> <li>• Crypto2304t User Manual (Rev 2.0, 2023-07-14)</li> <li>• SLC21 Errata sheet (Rev 3.0, 2024-01-09)</li> </ul>
[VER]	Global Platform Card Composition Model, Security Guidelines for Basic Applications (GPC_GUI_050, v2.0)

## 10.2 Internal references

Reference	Title
[GUIDES]	List of Documents applicable to the certified Helium R1.05: <ul style="list-style-type: none"> <li>• Guidance for Secure application development on Thales eSIM Products (D1603821, revision 1.0)</li> <li>• Operational guidance of Helium R1 (D1603819, revision 1.0)</li> <li>• Preparative guidance of Helium R1 (D1603820, revision 1.0)</li> <li>• jTOP Helium R1.05 - User Guide (D1597432_UG, revision 1.4)</li> <li>• jTOP eSIM-RSP Generic Personalization Specification (D1605333, revision 1.0)</li> <li>• jTOP eSIM-RSP Offline Profile Loading (D1589963, revision 1.1)</li> </ul>

## 10.3 Glossary

Term	Definition
Application	Instance of an Executable Module after it has been installed and made selectable
Controlling Authority	A Controlling Authority is entity independent from the OEM represented on the iSIM and responsible for securing the keys creation and personalization of the Supplementary Security Domains.
DAP Block	Part of the Load File used for ensuring Load File Data Block verification
DAP Verification	A mechanism used by a Security Domain to verify that a Load File Data Block is authentic
Issuer Security Domain	The primary on-card entity providing support for the control, security, and communication requirements of the card administrator
Profile	Security Domains, UICC file system and secure objects (Keys, PIN codes...) formatted as defined by [EUPP]. A Profile can be downloaded from RSP Servers onto a eUICC by end user consent, as defined by [SGP.21] [SGP.22].
RSP Servers	GSMA-defined SM-DP+ and SM-DS servers. Used to distribute a Profile to the end user.
Security Domain	On-card entity providing support for the control, security, and communication requirements of an off-card entity (e.g. the Profile Issuer, an Application Provider or a Controlling Authority)
Supplementary Security Domain	A Security Domain other than the Issuer Security Domain dedicated to Application provider.

Term	Definition
Verification Authority	The Verification Authority (VA), is a trusted third party represented on the (U)SIM card, acting on behalf of the OEM and responsible for the verification of application signatures (mandated DAP) during the loading process.

## 10.4 Abbreviations

CC	Common Criteria
HW	Hardware
iSIM	Integrated SIM
I-TRE	Integrated Tamper Resistant Element (e.g. TRE embedded within a SoC)
ISD	Issuer Security Domain
ISD-P	Issuer Security Domain Profile (see [SGP.22])
ISD-R	Issuer Security Domain Root (see [SGP.22])
LPAad	Local Profile Assistant on Device (see [SGP.22])
MEP	Multiple Enabled Profiles
OCE	Off Card Entity
OEM	Original Equipment Manufacturer
OTA	Over-The-Air
PP	Protection Profile
REE	Rich Execution Environment (e.g. Android, iOS, Linux, Windows, etc.)
RMA	Return Merchandise Authorization (i.e. return a product under warranty for a replacement, refund, repair)
RTE	RunTime Environment
ST	Security Target
SW	Software
TOE	Target of Evaluation
VA	Verification Authority
CC	Common Criteria
OPL	Offline Profile Loading

**END OF DOCUMENT**