

**ST54L and ST54LF B01
Security Target for composition**

Common Criteria for IT security evaluation

SMD_ST54L_ST_22_001 Rev B01.1

February 2025



BLANK



ST54L and ST54LF B01 Security Target for composition

Common Criteria for IT security evaluation

1 Introduction (ASE_INT)

1.1 Security Target reference

- 1 Document identification: ST54L and ST54LF B01 SECURITY TARGET FOR COMPOSITION.
- 2 Version number: Rev B01.1, issued in February 2025.
- 3 Registration: registered at STMicroelectronics under number SMD_ST54L_ST_22_001.

1.2 TOE reference

- 4 This document presents **the Security Target (ST)** of the **ST54L and ST54LF B01** Security Integrated Circuit (IC), designed on the **ST33 platform of STMicroelectronics**, with firmware version 3.2.2.
- 5 The precise reference of the Target of Evaluation (TOE) is given in [Section 1.4: TOE identification](#) and the security IC features are given in [Section 1.6: TOE description](#).
- 6 A glossary of terms and abbreviations used in this document is given in [Appendix A: Glossary](#).

Contents

1	Introduction (ASE_INT)	3
1.1	Security Target reference	3
1.2	TOE reference	3
1.3	Context	10
1.4	TOE identification	10
1.5	TOE overview	11
1.6	TOE description	13
1.6.1	TOE hardware description	13
1.6.2	TOE software description	14
1.6.3	TOE documentation	15
1.6.4	Delivery format and method	15
1.7	TOE life cycle	15
1.8	TOE environment	17
1.8.1	TOE Development Environment	17
1.8.2	TOE production environment	18
1.8.3	TOE operational environment	18
2	Conformance claims (ASE_CCL, ASE_ECD)	19
2.1	Common Criteria conformance claims	19
2.2	PP Claims:	19
2.2.1	PP Reference	19
2.2.2	PP Additions	19
2.2.3	PP Claims rationale	20
3	Security problem definition (ASE_SPD)	21
3.1	Description of assets	22
3.2	Threats	23
3.3	Organisational security policies	25
3.4	Assumptions	27
4	Security objectives (ASE_OBJ)	28
4.1	Security objectives for the TOE	29
4.2	Security objectives for the environment	31

4.3	Security objectives rationale	33
4.3.1	TOE threat "Abuse of Functionality"	35
4.3.2	TOE threat "Memory Access Violation"	35
4.3.3	TOE threat "Diffusion of open samples"	35
4.3.4	TOE threat "Specific application code confidentiality"	35
4.3.5	TOE threat "Specific application data confidentiality"	36
4.3.6	TOE threat "Specific application code integrity"	36
4.3.7	TOE threat "Specific application data integrity"	36
4.3.8	Organisational security policy "Controlled usage to Loader Functionality"	36
4.3.9	Organisational security policy "Additional Specific Security Functionality"	37
5	Security requirements (ASE_REQ)	38
5.1	Security functional requirements for the TOE	38
5.1.1	Security Functional Requirements from the Protection Profile	41
5.1.2	Additional Security Functional Requirements for the cryptographic services	43
5.1.3	Additional Security Functional Requirements for the memories protection	44
5.1.4	Additional Security Functional Requirements related to the loading and authentication capabilities	45
5.1.5	Additional Security Functional Requirements related to the Secure Diagnostic capabilities	48
5.2	TOE security assurance requirements	49
5.3	Refinement of the security assurance requirements	51
5.3.1	Refinement regarding delivery procedure (ALC_DEL)	51
5.3.2	Refinement regarding functional specification (ADV_FSP)	52
5.3.3	Refinement regarding security policy model (ADV_SPM)	52
5.3.4	Refinement regarding test coverage (ATE_COV)	53
5.3.5	Refinement regarding preparative procedures (AGD_PRE)	53
5.4	Security Requirements rationale	53
5.4.1	Rationale for the Security Functional Requirements	53
5.4.2	Extended security objectives are suitably addressed	58
5.4.3	Additional security requirements are consistent	62
5.4.4	Dependencies of Security Functional Requirements	63
5.4.5	Rationale for the Assurance Requirements	66

6	TOE summary specification (ASE_TSS)	67
6.1	Limited fault tolerance (FRU_FLT.2)	67
6.2	Failure with preservation of secure state (FPT_FLS.1)	67
6.3	Limited capabilities (FMT_LIM.1) / Test, Limited capabilities (FMT_LIM.1) / Sdiag, Limited capabilities (FMT_LIM.1) / Loader, Limited availability (FMT_LIM.2) / Test, Limited availability (FMT_LIM.2) / Sdiag & Limited availability (FMT_LIM.2) / Loader	67
6.4	Inter-TSF trusted channel (FTP_ITC.1) / Sdiag	68
6.5	Audit review (FAU_SAR.1) / Sdiag	68
6.6	Stored data confidentiality (FDP_SDC.1)	68
6.7	Stored data integrity monitoring and action (FDP_SDI.2)	68
6.8	Audit storage (FAU_SAS.1)	68
6.9	Resistance to physical attack (FPT_PHP.3)	68
6.10	Basic internal transfer protection (FDP_ITT.1), Basic internal TSF data transfer protection (FPT_ITT.1) & Subset information flow control (FDP_IFC.1)	69
6.11	Random number generation (FCS_RNG.1)	69
6.12	Cryptographic operation: DES operation (FCS_COP.1) / TDES	69
6.13	Cryptographic operation: AES operation (FCS_COP.1) / AES	69
6.14	Static attribute initialisation (FMT_MSA.3) / Memories	69
6.15	Management of security attributes (FMT_MSA.1) / Memories & Specification of management functions (FMT_SMF.1) / Memories	69
6.16	Complete access control (FDP_ACC.2) / Memories & Security attribute based access control (FDP_ACF.1) / Memories	70
6.17	Authentication Proof of Identity (FIA_API.1)	70
6.18	Inter-TSF trusted channel (FTP_ITC.1) / Loader, Basic data exchange confidentiality (FDP_UCT.1) / Loader, Data exchange integrity (FDP_UIT.1) / Loader & Audit storage (FAU_SAS.1) / Loader	70
6.19	Subset access control (FDP_ACC.1) / Loader & Security attribute based access control (FDP_ACF.1) / Loader	70
6.20	Failure with preservation of secure state (FPT_FLS.1) / Loader	70
6.21	Static attribute initialisation (FMT_MSA.3) / Loader	71
6.22	Management of security attributes (FMT_MSA.1) / Loader & Specification of management functions (FMT_SMF.1) / Loader	71
6.23	Security roles (FMT_SMR.1) / Loader	71
6.24	Timing of identification (FIA_UID.1) / Loader & Timing of authentication (FIA_UAU.1) / Loader	71

	6.25	Audit review (FAU_SAR.1) / Loader	71
7		Identification	72
8		References	75
Appendix A		Glossary	77
	A.1	Terms.	77
	A.2	Abbreviations.	80

List of tables

Table 1.	TOE components	11
Table 2.	Derivative devices configuration possibilities	12
Table 3.	Composite product life cycle phases	17
Table 4.	Summary of security aspects	21
Table 5.	Summary of security objectives	28
Table 6.	Security Objectives versus Assumptions, Threats or Policies	34
Table 7.	Summary of functional security requirements for the TOE	38
Table 8.	FCS_COP.1 iterations (cryptographic operations)	44
Table 9.	TOE security assurance requirements	50
Table 10.	Impact of EAL6 selection on BSI-CC-PP-0084-2014 refinements	51
Table 11.	Security Requirements versus Security Objectives	54
Table 12.	Dependencies of security functional requirements	63
Table 13.	TOE components	72
Table 14.	Guidance documentation	72
Table 15.	Sites list	72
Table 16.	Common Criteria	75
Table 17.	Protection Profile	75
Table 18.	Other standards	75
Table 19.	List of abbreviations	80

List of figures

Figure 1. ST54L and ST54LF platform TOE overview 11

Figure 2. ST54L and ST54LF B01 block diagram 14

Figure 3. Security IC Life-Cycle if Security IC Embedded Software is loaded by Security IC Dedicated Software into the programmable non-volatile Memory 16

1.3 Context

- 7 The Target of Evaluation (TOE) referred to in [Section 1.4: TOE identification](#), is evaluated under the Dutch IT Security Evaluation and Certification Scheme and is developed by the Connected Security sub-group of STMicroelectronics (ST).
- 8 The assurance level of the performed Common Criteria (CC) IT Security Evaluation is EAL6 augmented by ALC_FLR.2.
- 9 The intent of this Security Target is to specify the Security Functional Requirements (SFRs) and Security Assurance Requirements (SARs) applicable to the TOE security ICs, and to summarise their chosen TSF services and assurance measures.
- 10 This ST claims to be an instantiation of the "[Eurosmart - Security IC Platform Protection Profile with Augmentation Packages](#)" (PP) registered and certified under the reference [BSI-CC-PP-0084-2014](#) in the German IT Security Evaluation and Certification Scheme, **with the following augmentations**:
- Addition #1: "Support of Cipher Schemes" from [AUG](#)
 - Addition #4: "Area based Memory Access Control" from [AUG](#)
 - Additions specific to this Security Target, some of which in compliance with [JIL-Post-Deliv-Load](#) and [ANSSI-CC-CER/F/06.003](#).
- The original text of this PP is typeset as [indicated here](#), its augmentations from [AUG](#) as [indicated here](#), and text originating in [JIL-Post-Deliv-Load](#) and [ANSSI-CC-CER/F/06.003](#) as [indicated here](#), when they are reproduced in this document.
- This ST instantiates the following packages from the above mentioned PP:
- Authentication of the Security IC,
 - Loader dedicated for usage in secured environment only,
 - Loader dedicated for usage by authorized users only.
- 11 Extensions introduced in this ST to the SFRs of the Protection Profile (PP) are **exclusively** drawn from the Common Criteria part 2 standard SFRs.
- 12 This ST makes various refinements to the above mentioned PP and [AUG](#). They are all properly identified in the text typeset as **indicated here**. The original text of the PP is repeated as scarcely as possible in this document for reading convenience. All PP identifiers have been however prefixed by their respective origin label: **BSI** for [BSI-CC-PP-0084-2014](#), **AUG1** for Addition #1 of [AUG](#), **AUG4** for Addition #4 of [AUG](#), and **JIL** for [JIL-Post-Deliv-Load](#) and [ANSSI-CC-CER/F/06.003](#).

1.4 TOE identification

- 13 The Target of Evaluation (TOE) is the ST54L and ST54LF B01.
- 14 "ST54L and ST54LF B01" completely identifies the TOE including its components listed in [Table 1: TOE components](#), its guidance documentation detailed in [Table 14: Guidance documentation](#), and its development and production sites indicated in [Table 15: Sites list](#).
- 15 B01 is the version of the evaluated platform. Any change in the TOE components, the guidance documentation and the list of sites leads to a new version of the evaluated platform, thus a new TOE.

Table 1. TOE components

IC Maskset name	IC version	Product commercial name	Master identification number ⁽¹⁾	Firmware version
K450	C	ST54L	0x0276	3.2.2
		ST54LF	0x02AB	

1. Part of the product information.

16 The IC maskset name is the product hardware identification.
The IC version is updated for any change in hardware (i.e. part of the layers of the maskset) or in the OST software.

17 All along the product life, the marking on the die, a set of accessible registers and a set of specific instructions allow the customer to check the product information, providing the identification elements, as listed in [Table 1: TOE components](#), and the configuration elements as detailed in the Data Sheet, referenced in [Table 14: Guidance documentation](#).

1.5 TOE overview

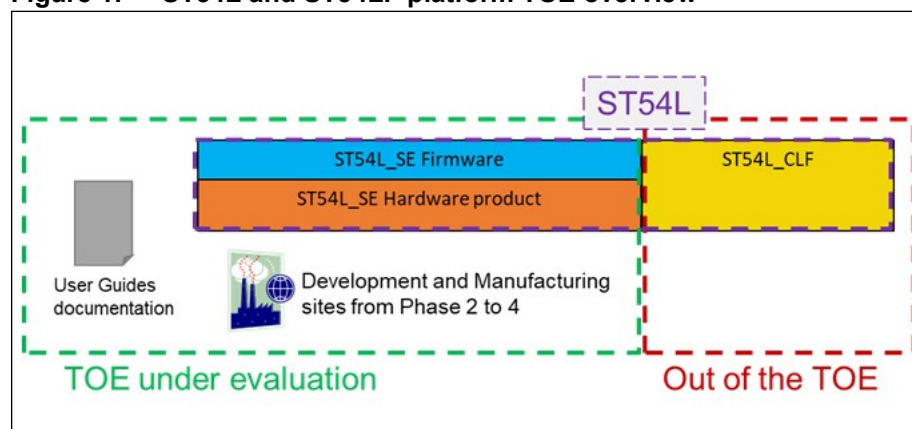
18 The ST54L and ST54LF B01 is included in the ST54L platform, a near-field communication (NFC)-compatible device that comprises a contactless front-end (referred to as the ST54L_CLF), and a secure element (referred to as the ST54L_SE). The ST54L_SE is in the scope of this evaluation, while **the ST54L_CLF is out of scope of this evaluation**.

19 Furthermore, the ST54L_SE features a MIFARE^(a) Classic® cryptographic accelerator called Crypto1, and two specific cryptographic accelerators called SM3 and SM4 which are **all out of the scope of this evaluation**.

20 In the following, the TOE is denoted by “ST54L and ST54LF B01” or “TOE”.

21 [Figure 1](#) provides an overview of the ST54L and ST54LF platform.

Figure 1. ST54L and ST54LF platform TOE overview



22 The ST54L and ST54LF B01 is a serial access microcontroller designed for secure mobile applications. It incorporates the most recent generation of Arm processors for embedded

a. MIFARE and MIFARE Classic are trademarks of NXP B.V. and are used under license.

- secure systems. Their Arm® Cortex® M35P 32-bit RISC core is built on the Cortex®-M33 core with additional security features to help to protect against advanced forms of attacks.
- 23 The ST54L and ST54LF B01 provides high performance thanks to a fast Cortex® M35P processor, crypto-accelerators and improved Flash memory operation.
- 24 Cadenced at 115 MHz (ST54L) or 150 MHz (ST54LF), the Cortex® M35P core and its cache memory (4 Kbyte) bring great performance and excellent code density thanks to the Thumb®-2 instruction set.
- 25 Strong and multiple fault protection mechanisms ensure a guaranteed high-detection coverage that facilitates the development of highly secure software. This is achieved by using two CPUs in locked-step mode, error codes in sensitive memories and hardware logic.
- 26 Different derivative devices may be configured depending on the customer needs:
- either by ST during the manufacturing or packaging process,
 - or by the customer during the packaging, composite product integration, or personnalisation process.
- 27 The derivative devices all share the same hardware design and the same maskset (denoted by the Master identification number). The Master identification number is unique for all product configurations.
- 28 The configuration of the derivative devices is realized in Admin configuration, by ST or by the customer. It can impact the available NVM size, and the availability of the MIFARE accelerator, SM3 and SM4 accelerators, as detailed here below:

Table 2. Derivative devices configuration possibilities

Features	Possible values
NVM size	3.3 Mbytes, 2.5 Mbytes or 2 Mbytes
MIFARE accelerator (out of scope)	Active, Inactive
SM3 accelerator (out of scope)	Active, Inactive
SM4 accelerator (out of scope)	Active, Inactive

- 29 All combinations of different features values are possible and covered by this certification. All possible configurations can vary under a unique IC, and without impact on security.
- 30 The 2 Master identification numbers are unique for all product configurations. Each derivative device has a specific Child product identification number, also part of the product information, and specified in the Data Sheet and in the Firmware User Manual, referenced in [Table 14](#).
- 31 The rest of this document applies to all possible configurations of the TOE, except when a restriction is mentioned. For easier reading, the restrictions are typeset as [indicated here](#).

- 32 In a few words, the ST54L and ST54LF B01 offers a unique combination of high performances and very powerful features for high level security:
- Two instances of the Arm® Cortex® M35P CPU connected in Lockstep mode,
 - Die integrity,
 - Monitoring of environmental parameters,
 - Highly efficient protection against faults,
 - AIS20/AIS31 class PTG.2 compliant True Random Number Generator,
 - Arm® Cortex® M35P Memory Management Function,
 - ISO 13239 compatible CRC calculation block,
 - Hardware Security Enhanced DES accelerator,
 - Hardware Security AES accelerator,
 - NExt Step CRYPTography accelerator (Nescrypt Fast) for public key cryptography algorithm.

1.6 TOE description

1.6.1 TOE hardware description

- 33 The ST54L and ST54LF B01 features hardware accelerators for advanced cryptographic functions, with built-in countermeasures against side channel and fault attacks.
- 34 The AES (Advanced Encryption Standard [\[3\]](#)) accelerator provides a high-performance implementation of AES-128, AES-192 and AES-256 algorithms. It can operate in Electronic Code Book (ECB) and Cipher Block Chaining (CBC) modes.
- 35 The 3-key triple DES accelerator (EDES+) supports efficiently the Triple Data Encryption Standard (TDES [\[2\]](#)), enabling Electronic Code Book (ECB) and Cipher Block Chaining (CBC) modes, and triple DES computation.
Note that a triple DES can be performed by a triple DES computation or by 3 single DES computations.
- 36 The Nescrypt Fast crypto-processor allows fast and secure implementation of the most popular public key cryptosystems with a high level of performance ([\[4\]](#), [\[6\]](#), [\[8\]](#), [\[9\]](#), [\[10\]](#), [\[11\]](#)). It must be highlighted that Nescrypt provides only primitive operations, thus is not addressing any specific SFR of the present Security Target.
- 37 The TOE offers 100 Kbytes of User RAM and up to 3376 Kbytes of secure User high-density Flash memory (NVM). An Arm® memory management function (MMF) allows to use virtual addressing on these memories, and enables the user to define its own region organization with specific protection and access permissions. A Library Protection Unit (LPU) is available to isolate protected code (e.g. a library) from the rest of the code embedded in the device. The LPU may be reserved to ST, when a ST library requires its protection.
- 38 As randomness is a key stone in many applications, the TOE features a highly reliable True Random Number Generator (TRNG), compliant with PTG.2 Class of AIS20/AIS31 [\[1\]](#) and directly accessible through dedicated registers.
- 39 The TOE also provides a 16- and 32-bit CRC calculation block (compliant to ISO 13239, IEEE 802.3, etc.).
- 40 The ST54L and ST54LF platform offers a serial communication interface fully compatible with the ISO/IEC 7816-3 standard (T=0, T=1) and a single-wire protocol (SWP) slave

interface for communication with a near field communication (NFC) router in Secure Element applications.

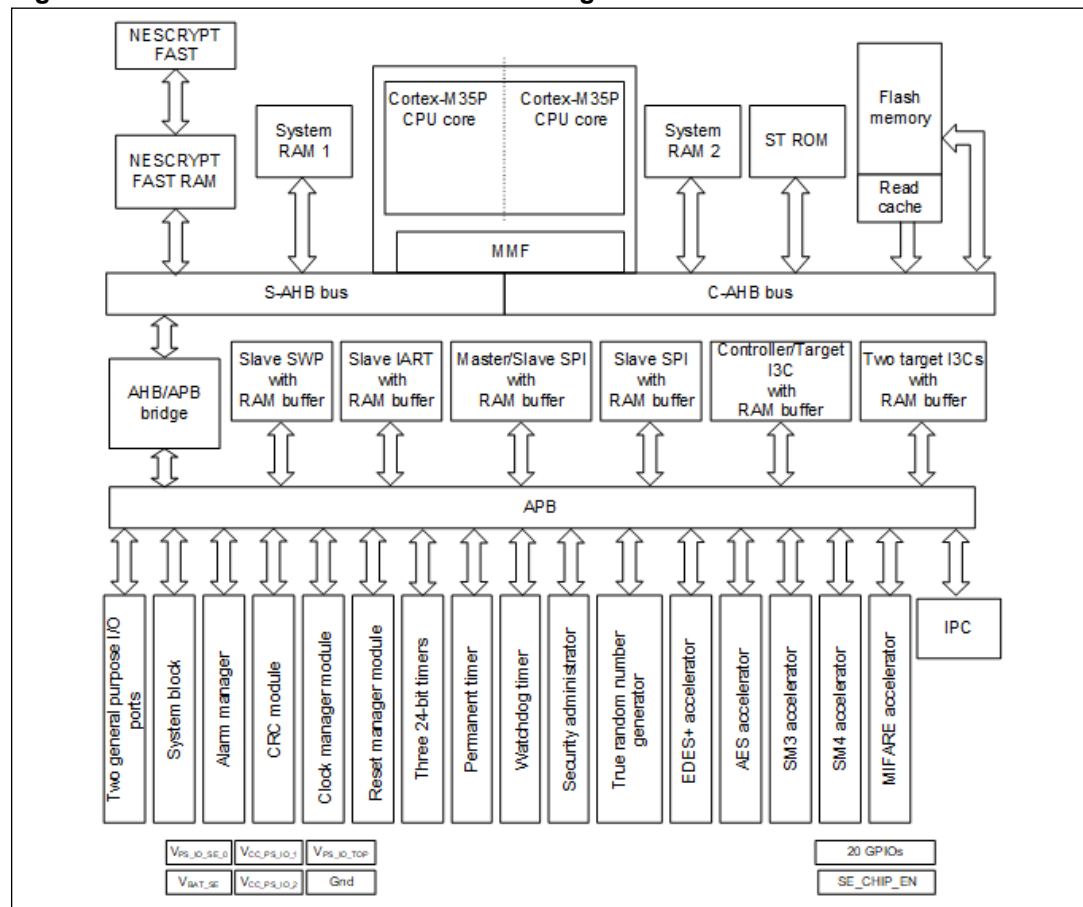
Three I3C interfaces (one master/slave and two slave) are available as well as an SPI Master/Slave interface for communication in non-SIM applications.

Three general-purpose 16-bit timers as well as a watchdog timer, and a permanent timer are available.

41 The detailed features of this TOE are described in the Data Sheet, SE subsystem OS developer's guide and in the Cortex® M35P Technical Reference Manual, referenced in [Table 14](#).

42 [Figure 2](#) provides an overview of the ST54L and ST54LF B01.

Figure 2. ST54L and ST54LF B01 block diagram



1.6.2 TOE software description

43 The OST ROM contains a Dedicated Software which provides full test capabilities (operating system for test, called "OST"), not accessible by the Security IC Embedded Software (ES), after TOE delivery.

44 The System ROM and ST NVM of the TOE contain a Dedicated Software (Firmware) which provides:

- a Secure Flash Loader, enabling to securely and efficiently download the Security IC Embedded Software (ES) into the NVM. It also allows the evaluator to load software

into the TOE for test purpose. The Secure Flash Loader is available in Admin configuration. The customer can choose to activate it in any phase of the product life-cycle under highly secured conditions, or to deactivate it definitely at a certain step.

- low-level functions called Flash Drivers, enabling the Security IC Embedded Software (ES) to modify and manage the NVM contents. The Flash Drivers are available in User configuration.
- a set of protected commands for device testing and product profiling, not intended for the Security IC Embedded Software (ES) usage, and not available in User configuration.
- a very reduced set of uncritical commands for basic diagnostic purpose (field return analysis), only reserved to STMicroelectronics.
- a set of highly protected commands for secure diagnostic purpose (advanced quality investigations), that can only be activated by the customer and be operated by STMicroelectronics on its own audited sites. This feature is protected by specific strong access control, completed by environmental measures which prevent access to customer assets. Furthermore, it can be permanently deactivated by the customer.

45 The Security IC Embedded Software (ES) is in User NVM.

46 **Note: The ES is not part of the TOE and is out of scope of the evaluation.**

1.6.3 TOE documentation

47 The user guidance documentation, part of the TOE, consists of:

- The product Data Sheet: [NFC controller and secure element system in package - ST54L Datasheet](#),
- the SE subsystem OS developer's guide: [ST54L_SE OS developer's guide - User Manual](#),
- the Firmware user manual: [ST54L_SE firmware V3 - User manual](#)
- The [Arm® Cortex-M35P Processor Technical Reference Manual](#)
- The product family Security Guidance: [Security guidance of the ST54L_SE secure MCU subsystem - Application note](#)
- The random number generation user manual: [Random number generation V1.4 for ST54L_SE - User manual](#)

48 The complete list of guidance documents is detailed in [Table 14](#).

1.6.4 Delivery format and method

49 The ST54L and ST54LF are delivered in packaged form, as described in the Data Sheet referenced in [Table 14](#). It is shipped to the customer.
The firmware is integrated on the IC before delivery.

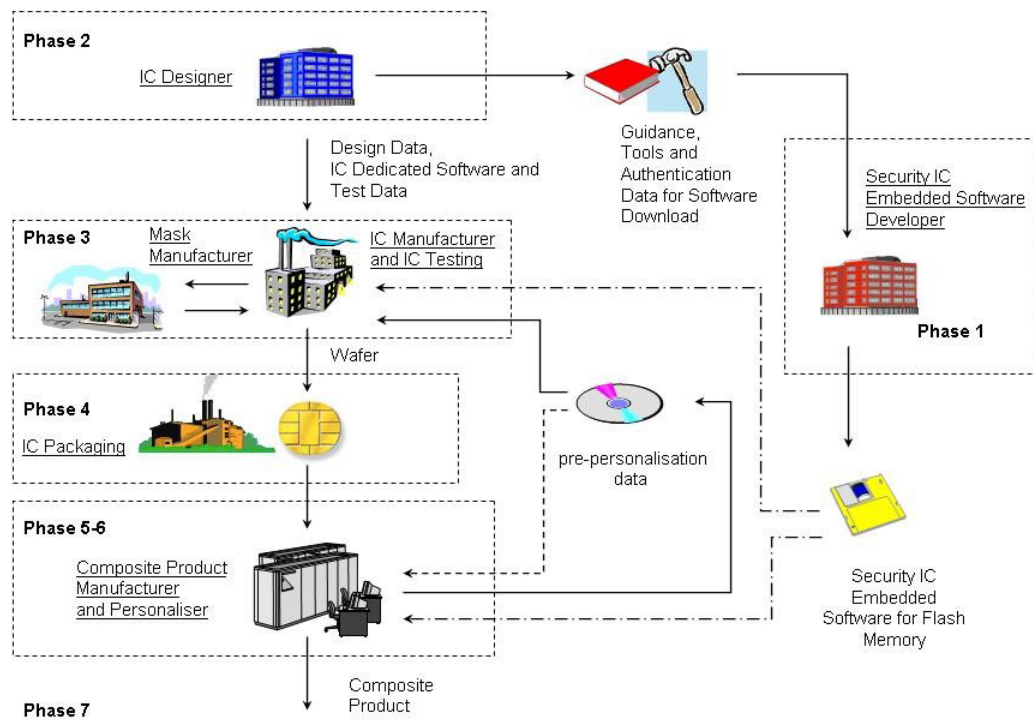
50 All the guidance documents are delivered as ciphered pdf files, by email.

1.7 TOE life cycle

51 This Security Target is fully conform to the claimed PP. In the following, just a summary and some useful explanations are given. For complete details on the TOE life cycle, please refer to the [Eurosmart - Security IC Platform Protection Profile with Augmentation Packages \(BSI-CC-PP-0084-2014\)](#), section 1.2.3.

52 The composite product life cycle is decomposed into 7 phases. Each of these phases has the very same boundaries as those defined in the claimed protection profile.

Figure 3. Security IC Life-Cycle if Security IC Embedded Software is loaded by Security IC Dedicated Software into the programmable non-volatile Memory



53 The life cycle phases are summarized in [Table 3](#).

54 The sites potentially involved in the TOE life cycle are listed in [Table 15](#).

55 The limit of the evaluation corresponds to phases 2, 3 and 4, including the delivery and verification procedures of phase 1, and the TOE delivery to the composite product integrator; procedures corresponding to phases 1, 5, 6 and 7 are outside the scope of this evaluation.

56 In the following, the term "Composite product manufacturing" is uniquely used to indicate phases 1, 5 and 6 all together.

This ST also uses the term "Composite product manufacturer" which includes all roles responsible of the TOE during phases 1, 5 and 6.

57 The TOE is delivered after phase 4 in packaged form.

58 In the following, the term "TOE delivery" is uniquely used to indicate after phase 4 (or before phase 5).

59 The TOE is delivered in Admin (aka Issuer) or User configuration.

Table 3. Composite product life cycle phases

Phase	Name	Description
1	Security IC embedded software development	security IC embedded software development specification of IC pre-personalization requirements
2	IC development	IC design IC dedicated software development
3	IC manufacturing and testing	integration and photomask fabrication IC manufacturing IC testing IC pre-personalisation
4	IC packaging	security IC packaging (and testing) pre-personalisation if necessary
5	Security IC product finishing process	composite product finishing process composite product testing
6	Security IC personalisation	composite product personalisation composite product testing
7	Security IC end usage	composite product usage by its issuers and consumers

1.8 TOE environment

60 Considering the TOE, three types of environments are defined:

- Development environment corresponding to phase 2,
- Production environment corresponding to phase 3 and 4,
- Operational environment, including phase 1 and from phase 5 to phase 7.

1.8.1 TOE Development Environment

61 To ensure security, the environment in which the development takes place is secured with controllable accesses having traceability. Furthermore, all authorized personnel involved fully understand the importance and the strict implementation of defined security procedures.

62 The development begins with the TOE's specification. All parties in contact with sensitive information are required to abide by Non-Disclosure Agreements.

63 Design and development of the IC then follows, together with the dedicated and engineering software and tools development. The engineers use secure computer systems (preventing unauthorized access) to make their developments, simulations, verifications and generation of the TOE's databases. Sensitive documents, files and tools, databases on tapes, and printed circuit layout information are stored in appropriate locked cupboards/safe. Of paramount importance also is the disposal of unwanted data (complete electronic erasures) and documents (e.g. shredding).

64 The development centres possibly involved in the development of the TOE are denoted by the activity "DEV" in [Table 15](#).

65 The IT support centers potentially involved in the development of the TOE are denoted by the activity "IT" in [Table 15](#).

1.8.2 TOE production environment

66 Reticules and photomasks are generated from the verified IC databases; the former are used in the silicon Wafer-fab processing. As reticules and photomasks are generated off-site, they are transported and worked on in a secure environment. During the transfer of sensitive data electronically, procedures are established to ensure that the data arrive only at the destination and are not accessible at intermediate stages (e.g. stored on a buffer server where system administrators make backup copies).

67 The authorized sub-contractors potentially involved in the TOE mask manufacturing are denoted by the activity "MASK" in [Table 15](#).

68 As high volumes of product commonly go through such environments, adequate control procedures are necessary to account for all product at all stages of production.

69 Production starts within the Wafer-fab; here the silicon wafers undergo the diffusion processing. Computer tracking at wafer level throughout the process is commonplace. The wafers are then taken into the test area. Testing and pre-personalization of each TOE occurs to assure conformance with the device specification and to load the customer information.

70 The authorized front-end plant possibly involved in the manufacturing of the TOE are denoted by the activity "FE" in [Table 15](#).

71 The authorized EWS plant potentially involved in the testing of the TOE are denoted by the activity "EWS" in [Table 15](#).

72 Wafers are then scribed and broken such as to separate the functional from the non-functional ICs. The latter is discarded in a controlled accountable manner. The good ICs are then packaged in phase 4, in a back-end plant. When testing, programming or deliveries are done offsite, ICs are transported and worked on in a secure environment with accountability and traceability of all (good and bad) products.

73 The authorized back-end plants possibly involved in the packaging of the TOE are denoted by the activity "BE" in [Table 15](#).

74 All sites denoted by the activity "WHS" and "WHSD" in [Table 15](#) can be involved for the logistics.

1.8.3 TOE operational environment

75 A TOE operational environment is the environment of phases 1, then 5 to 7.

76 At phases 1, 5 and 6, the TOE operational environment is a controlled environment.

77 End-user environments (phase 7): composite products are used in a wide range of applications to assure authorized conditional access.
The ST54L platform products specifically target mobile devices, wearable, smart watch and secure connected devices.
The end-user environment therefore covers a wide range of very different functions, thus making it difficult to avoid and monitor any abuse of the TOE.

2 Conformance claims (ASE_CCL, ASE_ECD)

2.1 Common Criteria conformance claims

78 The ST54L and ST54LF B01 Security Target claims to be conformant to the Common Criteria version 3.1 revision 5.

79 Furthermore it claims to be CC Part 2 ([CCMB-2017-04-002 R5](#)) extended and CC Part 3 ([CCMB-2017-04-003 R5](#)) conformant.

80 The extended Security Functional Requirements are those defined in the [Eurosmart - Security IC Platform Protection Profile with Augmentation Packages \(BSI-CC-PP-0084-2014\)](#):

- **FCS_RNG** Generation of random numbers,
- **FMT_LIM** Limited capabilities and availability,
- **FAU_SAS** Audit data storage,
- **FDP_SDC** Stored data confidentiality,
- **FIA_API** Authentication proof of identity .

The reader can find their certified definitions in the text of the "[BSI-CC-PP-0084-2014](#)" Protection Profile.

81 The assurance level for the ST54L and ST54LF B01 Security Target is EAL6 augmented by ALC_FLR.2.

2.2 PP Claims:

2.2.1 PP Reference

82 The ST54L and ST54LF B01 Security Target claims strict conformance to the [Eurosmart - Security IC Platform Protection Profile with Augmentation Packages \(BSI-CC-PP-0084-2014\)](#), as required by this Protection Profile.

83 The following packages have been selected from the [BSI-CC-PP-0084-2014](#):

- Package "Authentication of the Security IC",
- Packages for Loader:
 - Package 1: Loader dedicated for usage in Secured Environment only,
 - Package 2: Loader dedicated for usage by authorized users only.

2.2.2 PP Additions

84 The main additions operated on the [BSI-CC-PP-0084-2014](#) are:

- Addition #4: "Area based Memory Access Control" from [AUG](#),
- Addition #1: "Support of Cipher Schemes" from [AUG](#),
- Specific additions for the Loader, to comply with [JIL-Post-Deliv-Load](#) and [ANSSI-CC-CER/F/06.003](#),
- Specific additions for the Secure Diagnostic capability,
- Refinement of assurance requirements.

- 85 All refinements are indicated with type setting text **as indicated here**, original text from the [BSI-CC-PP-0084-2014](#) being typeset [as indicated here](#). Text originating in [AUG](#) is typeset [as indicated here](#). Text originating in [JIL-Post-Deliv-Load](#) and [ANSSI-CC-CER/F/06.003](#) is typeset [as indicated here](#).
- 86 The security environment additions relative to the PP are summarized in [Table 4](#).
- 87 The additional security objectives relative to the PP are summarized in [Table 5](#).
- 88 A simplified presentation of the TOE Security Policy (TSP) is added.
- 89 The additional SFRs for the TOE relative to the PP are summarized in [Table 7](#).
- 90 The additional SARs relative to the PP are summarized in [Table 9](#).

2.2.3 PP Claims rationale

- 91 The differences between this Security Target security objectives and requirements and those of [BSI-CC-PP-0084-2014](#), to which conformance is claimed, have been identified and justified in [Section 4](#) and in [Section 5](#). They have been recalled in the previous section.
- 92 In the following, the statements of the security problem definition, the security objectives, and the security requirements are consistent with those of the [BSI-CC-PP-0084-2014](#).
- 93 The security problem definition presented in [Section 3](#), clearly shows the additions to the security problem statement of the PP.
- 94 The security objectives rationale presented in [Section 4.3](#) clearly identifies modifications and additions made to the rationale presented in the [BSI-CC-PP-0084-2014](#).
- 95 Similarly, the security requirements rationale presented in [Section 5.4](#) has been updated with respect to the protection profile.
- 96 All PP requirements have been shown to be satisfied in the extended set of requirements whose completeness, consistency and soundness have been argued in the rationale sections of the present document.

3 Security problem definition (ASE_SPD)

- 97 This section describes the security aspects of the environment in which the TOE is intended to be used and addresses the description of the assets to be protected, the threats, the organisational security policies and the assumptions.
- 98 Note that the origin of each security aspect is clearly identified in the prefix of its label. Most of these security aspects can therefore be easily found in the [Eurosmart - Security IC Platform Protection Profile with Augmentation Packages \(BSI-CC-PP-0084-2014\)](#), section 3. Only those originating in [AUG](#) or in [JIL-Post-Deliv-Load / ANSSI-CC-CER/F/06.003](#), and the ones introduced in this Security Target, are detailed in the following sections.
- 99 A summary of all these security aspects and their respective conditions is provided in [Table 4](#).

Table 4. Summary of security aspects

	Label	Title
TOE threats	BSI.T.Leak-Inherent	Inherent Information Leakage
	BSI.T.Phys-Probing	Physical Probing
	BSI.T.Malfunction	Malfunction due to Environmental Stress
	BSI.T.Phys-Manipulation	Physical Manipulation
	BSI.T.Leak-Forced	Forced Information Leakage
	BSI.T.Abuse-Func	Abuse of Functionality
	BSI.T.RND	Deficiency of Random Numbers
	BSI.T.Masquerade-TOE	Masquerade the TOE
	AUG4.T.Mem-Access	Memory Access Violation
	JIL.T.Open-Samples-Diffusion	Diffusion of open samples
	T.Confid-Applic-Code	Specific application code confidentiality
	T.Confid-Applic-Data	Specific application data confidentiality
	T.Integ-Applic-Code	Specific application code integrity
	T.Integ-Applic-Data	Specific application data integrity
OSPs	BSI.P.Process-TOE	Protection during TOE Development and Production
	BSI.P.Lim-Block-Loader	Limiting and blocking the loader functionality
	BSI.P.Ctrl-Loader	Controlled usage to Loader Functionality
	AUG1.P.Add-Functions	Additional Specific Security Functionality (Cipher Scheme Support)
Assumptions	BSI.A.Process-Sec-IC	Protection during Packaging, Finishing and Personalisation
	BSI.A.Resp-AppI	Treatment of User Data

3.1 Description of assets

- 100 Since this Security Target claims strict conformance to the [Eurosmart - Security IC Platform Protection Profile with Augmentation Packages \(BSI-CC-PP-0084-2014\)](#), the assets defined in section 3.1 of the Protection Profile are applied and the assets regarding threats are clarified in this Security Target.
- 101 The assets (related to standard functionality) to be protected are
- - the user data of the Composite TOE,
 - - the Security IC Embedded Software, stored and in operation,
 - - the security services provided by the TOE for the Security IC Embedded Software.
- 102 The user (consumer) of the TOE places value upon the assets related to high-level security concerns:
- SC1 integrity of user data of the Composite TOE,
- SC2 confidentiality of user data of the Composite TOE being stored in the TOE's protected memory areas,
- SC3 correct operation of the security services provided by the TOE for the Security IC Embedded Software.
- Note the Security IC Embedded Software is user data and shall be protected while being executed/processed and while being stored in the TOE's protected memories.
- 103 The Security IC may not distinguish between user data which is public knowledge or kept confidential. Therefore the security IC shall protect the user data of the Composite TOE in integrity and in confidentiality if stored in protected memory areas, unless the Security IC Embedded Software chooses to disclose or modify it.
- 104 In particular integrity of the Security IC Embedded Software means that it is correctly being executed which includes the correct operation of the TOE's functionality. Parts of the Security IC Embedded Software which do not contain secret data or security critical source code, may not require protection from being disclosed. Other parts of the Security IC Embedded Software may need to be kept confidential since specific implementation details may assist an attacker.
- 105 The Protection Profile requires the TOE to provide at least one security service: the generation of random numbers by means of a physical Random Number Generator. The annex 7 provides packages for typical additional security services. The Security Target may require additional security services as described in these packages or define TOE specific security services. It is essential that the TOE ensures the correct operation of all security services provided by the TOE for the Security IC Embedded Software.
- 106 According to the Protection Profile there is the following high-level security concern related to security service:
- SC4 deficiency of random numbers.
- 107 To be able to protect these assets (SC1 to SC4) the TOE shall self-protect its TSF. Critical information about the TSF shall be protected by the development environment and the operational environment. Critical information may include:
- logical design data, physical design data, IC Dedicated Software, and configuration data,
 - initialisation Data and Pre-personalisation Data, specific development aids, test and characterisation related data, material for software development support, and photomasks.

- 108 Such information and the ability to perform manipulations assist in threatening the above assets.
- 109 Note that there are many ways to manipulate or disclose the user data of the Composite TOE: (i) An attacker may manipulate the Security IC Embedded Software or the TOE. (ii) An attacker may cause malfunctions of the TOE or abuse Test Features provided by the TOE. Such attacks usually require design information of the TOE to be obtained. They pertain to all information about (i) the circuitry of the IC (hardware including the physical memories), (ii) the IC Dedicated Software with the parts IC Dedicated Test Software (if any) and IC Dedicated Support Software (if any), and (iii) the configuration data for the TSF. The knowledge of this information may enable or support attacks on the assets. Therefore the TOE Manufacturer must ensure that the development and production of the TOE (refer to Section 1.2.3) is secure so that no restricted, sensitive, critical or very critical information is unintentionally made available for attacks in the operational phase of the TOE (cf. [8] for details on assessment of knowledge of the TOE in the vulnerability analysis).
- 110 **ST** must apply protection to support the security of the TOE. This not only pertains to the TOE but also to all information and material exchanged with the developer of the Security IC Embedded Software. This covers the Security IC Embedded Software itself if provided by the developer of the Security IC Embedded Software or any authentication data required to enable the download of software. This includes the delivery (exchange) procedures for Phase 1 and the Phases after TOE Delivery as far as they can be controlled by the TOE Manufacturer. These aspects enforce the usage of the supporting documents and the refinements of SAR defined in the **ST** protection profile.
- 111 The information and material produced and/or processed by **ST** in the TOE development and production environment (Phases 2 up to TOE Delivery) can be grouped as follows:
- logical design data,
 - physical design data,
 - IC Dedicated Software, Initialisation Data and Pre-personalisation Data,
 - Security IC Embedded Software, provided by the Security IC Embedded Software developer and implemented by the IC manufacturer,
 - specific development aids,
 - test and characterisation related data,
 - material for software development support, and
 - photomasks and products in any form
- as long as they are generated, stored, or processed by **ST**.
- 112 Application note:
The TOE providing a functionality for Security IC Embedded Software secure loading into NVM, the ES is considered as User Data being stored in the TOE's memories at this step, and the Protection Profile corresponding packages are integrated, as well as the requirements from *JIL-Post-Deliv-Load*.

3.2 Threats

- 113 The threats are described in the [BSI-CC-PP-0084-2014](#), section 3.2. Only those originating in [AUG](#) and [ANSSI-CC-CER/F/06.003](#), and the ones introduced in this ST are detailed in the following section.

BSI.T.Leak-Inherent	Inherent Information Leakage
BSI.T.Phys-Probing	Physical Probing
BSI.T.Malfunction	Malfunction due to Environmental Stress
BSI.T.Phys-Manipulation	Physical Manipulation
BSI.T.Leak-Forced	Forced Information Leakage
BSI.T.Abuse-Func	Abuse of Functionality
BSI.T.RND	Deficiency of Random Numbers
BSI.T.Masquerade-TOE	Masquerade the TOE
AUG4.T.Mem-Access	Memory Access Violation:

Parts of the **Security IC** Embedded Software may cause security violations by accidentally or deliberately accessing restricted data (which may include code). Any restrictions are defined by the security policy of the specific application context and must be implemented by the **Security IC** Embedded Software.

Clarification: This threat does not address the proper definition and management of the security rules implemented by the Security IC Embedded Software, this being a software design and correctness issue. This threat addresses the reliability of the abstract machine targeted by the software implementation. To avert the threat, the set of access rules provided by this TOE should be undefeated if operated according to the provided guidance. The threat is not realized if the Security IC Embedded Software is designed or implemented to grant access to restricted information. It is realized if an implemented access denial is granted under unexpected conditions or if the execution machinery does not effectively control a controlled access.

Here the attacker is expected to (i) take advantage of flaws in the design and/or the implementation of the TOE JILmemory access rules (refer to BSI.T.Abuse-Func but for functions available after TOE delivery), (ii) introduce flaws by forcing operational conditions (refer to BSI.T.Malfunction) and/or by physical manipulation (refer to BSI.T.Phys-Manipulation). This attacker is expected to have a high level potential of attack.

JIL.T.Open-Samples-Diffusion	<p>Diffusion of open samples:</p> <p>An attacker may get access to open samples of the TOE and use them to gain information about the TSF (loader, memory management unit, ROM code, ...). He may also use the open samples to characterize the behavior of the IC and its security functionalities (for example: characterization of side channel profiles, perturbation cartography, ...). The execution of a dedicated security features (for example: execution of a DES computation without countermeasures or by de-activating countermeasures) through the loading of an adequate code would allow this kind of characterization and the execution of enhanced attacks on the IC.</p>
T.Confid-Applic-Code	<p>Specific application code confidentiality:</p> <p>A specific application code may need to be protected against unauthorized disclosure. This relates to attacks at runtime to gain read or compare access to memory area where the specific application executable code is stored. The attacker executes another application to disclose code belonging to the specific application.</p>
T.Confid-Applic-Data	<p>Specific application data confidentiality:</p> <p>A specific application data may need to be protected against unauthorized disclosure. This relates to attacks at runtime to gain read or compare access to the specific application by another application. For example, the attacker executes an application that tries to read data belonging to the specific application.</p>
T.Integ-Applic-Code	<p>Specific application code integrity:</p> <p>A specific application code may need to be protected against unauthorized modification. This relates to attacks at runtime to gain write access to memory area where the specific application executable code is stored and executed. The attacker executes another application that tries to alter (part of) the specific application code.</p>
T.Integ-Applic-Data	<p>Specific application data integrity:</p> <p>A specific application product data may need to be protected against unauthorized modification. This relates to attacks at runtime to gain write access to the specific application data by another application. The attacker executes an application that tries to alter (part of) the specific application data.</p>

3.3 Organisational security policies

114 The TOE provides specific security functionality that can be used by the **Security IC Embedded Software**. In the following specific security functionality is listed which is not derived from threats identified for the TOE's environment because it can only be decided in

- the context of the **Security IC** application, against which threats the **Security IC** Embedded Software will use the specific security functionality.
- 115 ST applies the Protection policy during TOE Development and Production (*BSI.P.Process-TOE*) as specified below.
- 116 *BSI.P.Lim-Block-Loader* and *BSI.P.Ctrl-Loader* are dedicated to the Secure Flash Loader, and described in the *BSI-CC-PP-0084-2014* packages “Loader dedicated for usage in secured environment only” and “Loader dedicated for usage by authorized users only”. *BSI.P.Ctrl-Loader* has been completed in accordance with *JIL-Post-Deliv-Load*.
- 117 **ST** applies the Additional Specific Security Functionality policy (*AUG1.P.Add-Functions*) as specified below.
- 118 New Organisational Security Policies (OSPs) are defined here below:

BSI.P.Process-TOE Identification during TOE Development and Production:

An accurate identification **is** established for the TOE. This requires that each instantiation of the TOE carries this unique identification.

BSI.P.Lim-Block-Loader Limiting and blocking the loader functionality:

The composite manufacturer uses the Loader for loading of Security IC Embedded Software, user data of the Composite Product or IC Dedicated Support Software in charge of the IC Manufacturer. He limits the capability and blocks the availability of the Loader⁽¹⁾ in order to protect stored data from disclosure and manipulation.

1. Note that blocking the Loader is not required, as only authorized users can use the Loader as stated in *BSI.P.Ctrl-Loader*.

BSI.P.Ctrl-Loader Controlled usage to Loader Functionality:

Authorized user controls the usage of the Loader functionality in order to protect stored and loaded user data from disclosure and manipulation.

The activation of the loaded Additional ~~Code~~ **user data** is possible if:

- integrity and authenticity of the Additional ~~Code~~ **user data** have been successfully checked by the initial TOE;
- the loaded Additional ~~Code~~ **user data** is targeted to the Initial TOE (Identification ~~Data~~ of the Additional ~~Code~~ **user data** and the Initial TOE will be used for this check).

Identification ~~Data~~ of the resulting Final TOE shall identify the Initial TOE and the ~~activated-Additional Code~~ **user data**. Identification ~~Data~~ shall be protected in integrity.

Note: Here, the term TOE denotes the TOE itself as well as the composite TOE which both may be maintained by loading of data.

AUG1.P.Add-Functions Additional Specific Security Functionality:

The TOE shall provide the following specific security functionality to the Security IC Embedded Software:

- Triple Data Encryption Standard (TDES)⁽¹⁾
- Advanced Encryption Standard (AES).

1. Note that DES and triple DES with two keys are no longer recommended as encryption functions in the context of smart card applications. Hence, Security IC Embedded Software may need to use triple DES with three keys to achieve a suitable strength.

3.4 Assumptions

119 The following assumptions are described in the [BSI-CC-PP-0084-2014](#), section 3.4.

BSI.A.Process-Sec-IC Protection during Packaging, Finishing and Personalisation

BSI.A.Resp-Appl Treatment of User Data of the Composite TOE

4 Security objectives (ASE_OBJ)

- 120 The security objectives of the TOE cover principally the following aspects:
- integrity and confidentiality of assets,
 - protection of the TOE and associated documentation during development and production phases,
 - provide random numbers,
 - provide cryptographic support and access control functionality.
- 121 A summary of all security objectives is provided in [Table 5](#).
- 122 Note that the origin of each objective is clearly identified in the prefix of its label. Most of these security aspects can therefore be easily found in the [BSI-CC-PP-0084-2014](#), sections 4.1 and 7.3. Only those which have been amended, those originating in [AUG](#), those originating in [JIL-Post-Deliv-Load](#), and the ones introduced in this Security Target, are detailed in the following sections.

Table 5. Summary of security objectives

	Label	Title
TOE	BSI.O.Leak-Inherent	Protection against Inherent Information Leakage
	BSI.O.Phys-Probing	Protection against Physical Probing
	BSI.O.Malfunction	Protection against Malfunctions
	BSI.O.Phys-Manipulation	Protection against Physical Manipulation
	BSI.O.Leak-Forced	Protection against Forced Information Leakage
	BSI.O.Abuse-Func	Protection against Abuse of Functionality
	BSI.O.Identification	TOE Identification
	BSI.O.RND	Random Numbers
	BSI.O.Cap-Avail-Loader	Capability and Availability of the Loader
	BSI.O.Ctrl-Auth-Loader	Access control and authenticity for the Loader
	JIL.O.Prot-TSF-Confidentiality	Protection of the confidentiality of the TSF
	JIL.O.Secure-Load-ACode	Secure loading of the Additional Code
	JIL.O.Secure-AC-Activation	Secure activation of the Additional Code
	JIL.O.TOE-Identification	Secure identification of the TOE
	O.Secure-Load-AMemImage	Secure loading of the Additional Memory Image
	O.MemImage-Identification	Secure identification of the Memory Image
	BSI.O.Authentication	Authentication to external entities
	AUG1.O.Add-Functions	Additional Specific Security Functionality
	AUG4.O.Mem-Access	Dynamic Area based Memory Access Control
	O.Firewall	Specific application firewall

Table 5. Summary of security objectives (continued)

	Label	Title
Environments	BSI.OE.Resp-Appl	Treatment of User Data of the Composite TOE
	BSI.OE.Process-Sec-IC	Protection during composite product manufacturing
	BSI.OE.Lim-Block-Loader	Limitation of capability and blocking the Loader
	BSI.OE.Loader-Usage	Secure communication and usage of the Loader
	BSI.OE.TOE-Auth	External entities authenticating of the TOE
	<i>OE.Composite-TOE-Id</i>	Composite TOE identification
	<i>OE.TOE-Id</i>	TOE identification
	<i>OE.Enable-Disable-Secure-Diag</i>	Enabling or disabling the Secure Diagnostic
	<i>OE.Secure-Diag-Usage</i>	Secure communication and usage of the Secure Diagnostic

4.1 Security objectives for the TOE

BSI.O.Leak-Inherent	Protection against Inherent Information Leakage
BSI.O.Phys-Probing	Protection against Physical Probing
BSI.O.Malfunction	Protection against Malfunctions
BSI.O.Phys-Manipulation	Protection against Physical Manipulation
BSI.O.Leak-Forced	Protection against Forced Information Leakage
BSI.O.Abuse-Func	Protection against Abuse of Functionality
BSI.O.Identification	TOE Identification
BSI.O.RND	Random Numbers
BSI.O.Cap-Avail-Loader	Capability and Availability of the Loader
BSI.O.Ctrl-Auth-Loader	Access control and authenticity for the Loader
BSI.O.Authentication	Authentication to external entities
JIL.O.Prot-TSF-Confidentiality	<p>Protection of the confidentiality of the TSF:</p> <p>The TOE must provide protection against disclosure of confidential operations of the Security IC (loader, memory management unit, ...) through the use of a dedicated code loaded on open samples.</p>

JIL.O.Secure-Load-ACode Secure loading of the Additional Code:

The Loader of the Initial TOE shall check an evidence of authenticity and integrity of the loaded Additional Code.

The Loader enforces that only the allowed version of the Additional Code can be loaded on the Initial TOE. The Loader shall forbid the loading of an Additional Code not intended to be assembled with the Initial TOE.

During the Load Phase of an Additional Code, the TOE shall remain secure.

Note: Concretely, the TOE manages the Additional Code as a Memory Image.

JIL.O.Secure-AC-Activation Secure activation of the Additional Code:

Activation of the Additional Code and update of the Identification Data shall be performed at the same time in an Atomic way.

All the operations needed for the code to be able to operate as in the Final TOE shall be completed before activation.

If the Atomic Activation is successful, then the resulting product is the Final TOE, otherwise (in case of interruption or incident which prevents the forming of the Final TOE such as tearing, integrity violation, error case...), the Initial TOE shall remain in its initial state or fail secure.

JIL.O.TOE-Identification Secure identification of the TOE:

The Identification Data identifies the Initial TOE and Additional Code. The TOE provides means to store Identification Data in its non-volatile memory and guarantees the integrity of these data.

After Atomic Activation of the Additional Code, the Identification Data of the Final TOE allows identifications of Initial TOE and Additional code. The user shall be able to uniquely identify Initial TOE and Additional Code(s) which are embedded in the Final TOE.

O.Secure-Load-AMemImage Secure loading of the Additional Memory Image:

The Loader of the TOE shall check an evidence of authenticity and integrity of the loaded Memory Image.

The Loader enforces that only the allowed version of the Additional Memory Image can be loaded after the Initial Memory Image. The Loader shall forbid the loading of an Additional Memory Image not intended to be assembled with the Initial Memory Image.

Note: This objective is similar to JIL.O.Secure-Load-ACode, applied to user data (e.g. embedded software).

O.MemImage-Identification	Secure identification of the Memory Image: The Identification Data identifies the Initial Memory Image and Additional Memory Image. The TOE provides means to store Identification Data in its non-volatile memory and guarantees the integrity of these data. Storage of the Additional Memory Image and update of the Identification Data shall be performed at the same time in an Atomic way, otherwise (in case of interruption or incident which prevents this alignment), the Memory Image shall remain in its initial state or the TOE shall fail secure. The Identification Data of the Final Memory Image allows identifications of Initial Memory Image and Additional Memory Image. Note: This objective is similar to JIL.O.Secure-AC-Activation and JIL.O.TOE-Identification, applied to user data (e.g. embedded software).
AUG1.O.Add-Functions	Additional Specific Security Functionality: The TOE shall provide the following specific security functionality to the Security IC Embedded Software: – Triple Data Encryption Standard (TDES), – Advanced Encryption Standard (AES).
AUG4.O.Mem-Access	Dynamic Area based Memory Access Control: The TOE must provide the Security IC Embedded Software with the capability to define dynamic memory segmentation and protection . The TOE must then enforce the defined access rules so that access of software to memory areas is controlled as required, for example, in a multi-application environment.
O.Firewall	Specific application firewall: The TOE shall ensure isolation of data and code between a specific application and the other applications. An application shall not read, write, compare any piece of data or code belonging to the specific application.

4.2 Security objectives for the environment

123 Security Objectives for the Security IC Embedded Software development environment (phase 1):

BSI.OE.Resp-Appl Treatment of User Data of the Composite TOE

124 Security Objectives for the operational Environment (phase 5 to 7):

BSI.OE.Process-Sec-IC	Protection during composite product manufacturing	Up to phase 6
BSI.OE.Lim-Block-Loader	Limitation of capability and blocking the Loader: The Composite Product Manufacturer will protect the Loader functionality against misuse, limit the capability of the Loader and, if desired , terminate irreversibly the Loader after intended usage of the Loader. Note that blocking the Loader is not required, as only authorized users can use the Loader as stated in BSI.P.Ctrl-Loader.	Up to phase 6
BSI.OE.Loader-Usage	Secure communication and usage of the Loader: The authorized user must support the trusted communication channel with the TOE by confidentiality protection and authenticity proof of the data to be loaded and fulfilling the access conditions required by the Loader. The authorized user must organize the maintenance transactions to ensure that the additional code (loaded as data) is able to operate as in the Final composite TOE. The authorized user must manage and associate unique Identification to the loaded data.	Up to phase 7
OE.Composite-TOE-Id	Composite TOE identification: The composite manufacturer must maintain a unique identification of a composite TOE under maintenance.	Up to phase 7
OE.TOE-Id	TOE identification: The IC manufacturer must maintain a unique identification of the TOE under maintenance.	Up to phase 7
OE.Enable-Disable-Secure-Diag	Enabling or disabling the Secure Diagnostic: If desired, the Composite Product Manufacturer will enable (or disable) irreversibly the Secure Diagnostic capability, thus enabling the IC manufacturer (or disabling everyone) to exercise the Secure Diagnostic capability.	Up to phase 7

OE.Secure-Diag-Usage Secure communication and usage of the Secure Diagnostic: Up to phase 7

The IC manufacturer must support the trusted communication channel with the TOE by fulfilling the access conditions required by the Secure Diagnostic.

The IC manufacturer must manage the Secure Diagnostic transactions so that they cannot be used to disclose critical user data of the Composite TOE, manipulate critical user data of the Composite TOE, manipulate Security IC Embedded Software or bypass, deactivate, change or explore security features or security services of the TOE.

4.3 Security objectives rationale

125 The main line of this rationale is that the inclusion of all the security objectives of the [BSI-CC-PP-0084-2014](#) protection profile, together with those in [AUG](#), and those introduced in this ST, guarantees that all the security environment aspects identified in [Section 3](#) are addressed by the security objectives stated in this chapter.

126 Thus, it is necessary to show that:

- security environment aspects from [AUG](#) and from this ST, are addressed by security objectives stated in this chapter,
- security objectives from [AUG](#) and from this ST, are suitable (i.e. they address security environment aspects),
- security objectives from [AUG](#) and from this ST, are consistent with the other security objectives stated in this chapter (i.e. no contradictions).

127 The selected augmentations from [AUG](#) introduce the following security environment aspects:

- TOE threat "[Memory Access Violation](#), ([AUG4.T.Mem-Access](#))",
- organisational security policy "[Additional Specific Security Functionality](#), ([AUG1.P.Add-Functions](#))".

128 The augmentation made in this ST introduces the following security environment aspect:

- TOE threats "[Diffusion of open samples](#), ([JIL.T.Open-Samples-Diffusion](#))", "[Specific application code confidentiality](#), ([T.Confid-Applic-Code](#))", "[Specific application data confidentiality](#), ([T.Confid-Applic-Data](#))", "[Specific application code integrity](#), ([T.Integ-Applic-Code](#))", "[Specific application data integrity](#), ([T.Integ-Applic-Data](#))".

129 The justification of the additional threat provided in the next subsections shows that it does not contradict to the rationale already given in the protection profile [BSI-CC-PP-0084-2014](#) for the assumptions, policies and threats defined there.

Table 6. Security Objectives versus Assumptions, Threats or Policies

Assumption, Threat or Organisational Security Policy	Security Objective	Notes
<i>BSI.A.Resp-Appl</i>	<i>BSI.OE.Resp-Appl</i>	Phase 1
<i>BSI.P.Process-TOE</i>	<i>BSI.O.Identification</i>	Phase 2 to 4
<i>BSI.A.Process-Sec-IC</i>	<i>BSI.OE.Process-Sec-IC</i>	Phase 5-6
<i>BSI.P.Lim-Block-Loader</i>	<i>BSI.O.Cap-Avail-Loader</i> <i>BSI.OE.Lim-Block-Loader</i>	
<i>BSI.P.Ctrl-Loader</i>	<i>BSI.O.Ctrl-Auth-Loader</i> <i>JIL.O.Secure-Load-ACode</i> <i>JIL.O.Secure-AC-Activation</i> <i>JIL.O.TOE-Identification</i> <i>O.Secure-Load-AMemImage</i> <i>O.MemImage-Identification</i> <i>BSI.OE.Loader-Usage</i> <i>OE.TOE-Id</i> <i>OE.Composite-TOE-Id</i>	
<i>AUG1.P.Add-Functions</i>	<i>AUG1.O.Add-Functions</i>	
<i>BSI.T.Leak-Inherent</i>	<i>BSI.O.Leak-Inherent</i>	
<i>BSI.T.Phys-Probing</i>	<i>BSI.O.Phys-Probing</i>	
<i>BSI.T.Malfunction</i>	<i>BSI.O.Malfunction</i>	
<i>BSI.T.Phys-Manipulation</i>	<i>BSI.O.Phys-Manipulation</i>	
<i>BSI.T.Leak-Forced</i>	<i>BSI.O.Leak-Forced</i>	
<i>BSI.T.Abuse-Func</i>	<i>BSI.O.Abuse-Func</i> <i>OE.Enable-Disable-Secure-Diag</i> <i>OE.Secure-Diag-Usage</i>	
<i>BSI.T.RND</i>	<i>BSI.O.RND</i>	
<i>BSI.T.Masquerade-TOE</i>	<i>BSI.O.Authentication</i>	
<i>AUG4.T.Mem-Access</i>	<i>AUG4.O.Mem-Access</i>	
<i>JIL.T.Open-Samples-Diffusion</i>	<i>JIL.O.Prot-TSF-Confidentiality</i> <i>BSI.O.Leak-Inherent</i> <i>BSI.O.Leak-Forced</i>	
<i>T.Confid-Appl-Code</i>	<i>O.Firewall</i>	
<i>T.Confid-Appl-Data</i>	<i>O.Firewall</i>	
<i>T.Integ-Appl-Code</i>	<i>O.Firewall</i>	
<i>T.Integ-Appl-Data</i>	<i>O.Firewall</i>	

4.3.1 TOE threat "Abuse of Functionality"

130 The justification related to the threat "Abuse of Functionality, (*BSI.T.Abuse-Func*)" is as follows:

131 The threat *BSI.T.Abuse-Func* is directly covered by the security objective *BSI.O.Abuse-Func*, supported by the security objectives for the operational environment *OE.Enable-Disable-Secure-Diag* and *OE.Secure-Diag-Usage* for the particular case of the Secure Diagnostic. Therefore *BSI.T.Abuse-Func* is covered by these three objectives.

4.3.2 TOE threat "Memory Access Violation"

132 The justification related to the threat "Memory Access Violation, (*AUG4.T.Mem-Access*)" is as follows:

133 According to *AUG4.O.Mem-Access* the TOE must enforce the **dynamic memory segmentation and protection** so that access of software to memory areas is controlled. Any restrictions are to be defined by the **Security IC** Embedded Software. Thereby security violations caused by accidental or deliberate access to restricted data (which may include code) can be prevented (refer to *AUG4.T.Mem-Access*). The threat *AUG4.T.Mem-Access* is therefore removed if the objective is met.

134 The added objective for the TOE *AUG4.O.Mem-Access* does not introduce any contradiction in the security objectives for the TOE.

4.3.3 TOE threat "Diffusion of open samples"

135 The justification related to the threat "Diffusion of open samples, (*JIL.T.Open-Samples-Diffusion*)" is as follows:

136 According to threat *JIL.T.Open-Samples-Diffusion*, the TOE shall provide protection against attacks using open samples of the TOE to characterize the behavior of the IC and its security functionalities. The objective *JIL.O.Prot-TSF-Confidentiality* requires protection against disclosure of confidential operations of the Security IC through the use of a dedicated code loaded on open samples. Additionally, *BSI.O.Leak-Inherent* and *BSI.O.Leak-Forced* ensures protection against disclosure of confidential data processed in the Security IC. Therefore *JIL.T.Open-Samples-Diffusion* is covered by these three objectives.

137 The added objective for the TOE *JIL.O.Prot-TSF-Confidentiality* does not introduce any contradiction in the security objectives for the TOE.

4.3.4 TOE threat "Specific application code confidentiality"

138 The justification related to the threat "Specific application code confidentiality, (*T.Confid-Applic-Code*)" is as follows:

139 Since *O.Firewall* requires that the TOE ensures isolation of code between a specific application and the other applications, the code of the specific application is protected against unauthorised disclosure, therefore *T.Confid-Applic-Code* is covered by *O.Firewall*.

140 The added objective for the TOE *O.Firewall* does not introduce any contradiction in the security objectives for the TOE.

4.3.5 TOE threat "Specific application data confidentiality"

141 The justification related to the threat "Specific application data confidentiality, ([T.Confid-Applic-Data](#))" is as follows:

142 Since [O.Firewall](#) requires that the TOE ensures isolation of data between a specific application and the other applications, the data of the specific application is protected against unauthorised disclosure, therefore [T.Confid-Applic-Data](#) is covered by [O.Firewall](#).

4.3.6 TOE threat "Specific application code integrity"

143 The justification related to the threat "Specific application code integrity, ([T.Integ-Applic-Code](#))" is as follows:

144 The threat is related to the alteration of a specific application code by an attacker. [O.Firewall](#) requires that the TOE ensures isolation of code between the specific application and the other applications, thus protecting the code of the specific application against unauthorised modification. Therefore the threat is covered by [O.Firewall](#).

4.3.7 TOE threat "Specific application data integrity"

145 The justification related to the threat "Specific application data integrity, ([T.Integ-Applic-Data](#))" is as follows:

146 The threat is related to the alteration of a specific application data by an attacker. Since [O.Firewall](#) requires that the TOE ensures complete isolation of data between the specific application and the other applications, the data of the specific application is protected against unauthorised modification, therefore [T.Integ-Applic-Data](#) is covered by [O.Firewall](#).

4.3.8 Organisational security policy "Controlled usage to Loader Functionality"

147 The justification related to the organisational security policy "Controlled usage to Loader Functionality, ([BSI.P.Ctrl-Loader](#))" is as follows:

148 As stated in [BSI-CC-PP-0084-2014](#), the organisational security policy "Controlled usage to Loader Functionality ([BSI.P.Ctrl-Loader](#))" is implemented by the security objective for the TOE "Access control and authenticity for the Loader ([BSI.O.Ctrl-Auth-Loader](#))" and the security objective for the TOE environment "Secure communication and usage of the Loader ([BSI.OE.Loader-Usage](#))".

The security objectives "Secure loading of the Additional Code ([JIL.O.Secure-Load-ACode](#))", "Secure activation of the Additional Code ([JIL.O.Secure-AC-Activation](#))", and "Secure identification of the TOE ([JIL.O.TOE-Identification](#))" specified by [JIL-Post-Deliv-Load](#) additionally enforce this policy since they require authenticity, atomicity, identification of the loaded additional code, part of the TOE. "Secure identification of the TOE ([JIL.O.TOE-Identification](#))" is supported by the security objective for the TOE environment "TOE identification ([OE.TOE-Id](#))".

Similarly, the security objectives "Secure loading of the Additional Memory Image ([O.Secure-Load-AMemImage](#))", and "Secure identification of the Memory Image ([O.MemImage-Identification](#))", enforce this policy since they require authenticity, atomicity, identification of the loaded additional memory image for the user data (embedded software). "Secure identification of Memory Image ([O.MemImage-Identification](#))" is supported by the security objective for the TOE environment "Composite TOE identification ([OE.Composite-TOE-Id](#))".

Therefore the policy is covered by these nine objectives.

4.3.9 Organisational security policy "Additional Specific Security Functionality"

- 149 The justification related to the organisational security policy "Additional Specific Security Functionality, (*AUG1.P.Add-Functions*)" is as follows:
- 150 Since *AUG1.O.Add-Functions* requires the TOE to implement exactly the same specific security functionality as required by *AUG1.P.Add-Functions*, **and in the very same conditions**, the organisational security policy is covered by the objective.
- 151 Nevertheless the security objectives *BSI.O.Leak-Inherent*, *BSI.O.Phys-Probing*, , *BSI.O.Malfunction*, *BSI.O.Phys-Manipulation* and *BSI.O.Leak-Forced* define how to implement the specific security functionality required by *AUG1.P.Add-Functions*. (Note that these objectives support that the specific security functionality is provided in a secure way as expected from *AUG1.P.Add-Functions*.) Especially *BSI.O.Leak-Inherent* and *BSI.O.Leak-Forced* refer to the protection of confidential data (User Data or TSF data) in general. User Data are also processed by the specific security functionality required by *AUG1.P.Add-Functions*.
- 152 The added objective for the TOE *AUG1.O.Add-Functions* does not introduce any contradiction in the security objectives for the TOE.

5 Security requirements (ASE_REQ)

153 This chapter on security requirements contains a section on security functional requirements (SFRs) for the TOE ([Section 5.1](#)), a section on security assurance requirements (SARs) for the TOE ([Section 5.2](#)), a section on the refinements of these SARs ([Section 5.3](#)) as required by the "[BSI-CC-PP-0084-2014](#)" Protection Profile. This chapter includes a section with the security requirements rationale ([Section 5.4](#)).

5.1 Security functional requirements for the TOE

154 Security Functional Requirements (SFRs) from the "[BSI-CC-PP-0084-2014](#)" Protection Profile (PP) are drawn from [CCMB-2017-04-002 R5](#), except the following SFRs, that are **extensions** to [CCMB-2017-04-002 R5](#):

- **FCS_RNG** Generation of random numbers,
- **FMT_LIM** Limited capabilities and availability,
- **FAU_SAS** Audit data storage,
- **FDP_SDC** Stored data confidentiality,
- **FIA_API** Authentication proof of identity .

The reader can find their certified definitions in the text of the "[BSI-CC-PP-0084-2014](#)" Protection Profile.

155 All extensions to the SFRs of the "[BSI-CC-PP-0084-2014](#)" Protection Profile (PP) are **exclusively** drawn from [CCMB-2017-04-002 R5](#).

156 All iterations, assignments, selections, or refinements on SFRs have been performed according to section C.4 of [CCMB-2017-04-001 R5](#). They are easily identified in the following text as they appear **as indicated here**. Note that in order to improve readability, iterations are sometimes expressed within tables.

157 In order to ease the definition and the understanding of these security functional requirements, a simplified presentation of the TOE Security Policy (TSP) is given in the following section.

158 The selected security functional requirements for the TOE, their respective origin and type are summarized in [Table 7](#).

Table 7. Summary of functional security requirements for the TOE

Label	Title	Addressing	Origin	Type
FRU_FLT.2	Limited fault tolerance	Malfunction	BSI-CC-PP-0084-2014	CCMB-2017-04-002 R5
FPT_FLS.1	Failure with preservation of secure state			

Table 7. Summary of functional security requirements for the TOE (continued)

Label	Title	Addressing	Origin	Type
FMT_LIM.1 / Test	Limited capabilities - Test	Abuse of Test functionality	BSI-CC-PP-0084-2014	Extended
FMT_LIM.2 / Test	Limited availability - Test			
FAU_SAS.1	Audit storage	Lack of TOE identification	BSI-CC-PP-0084-2014 Operated	CCMB-2017-04-002 R5
FDP_SDC.1	Stored data confidentiality	Physical manipulation & probing		
FDP_SDI.2	Stored data integrity monitoring and action			
FPT_PHP.3	Resistance to physical attack			
FDP_ITT.1	Basic internal transfer protection	Leakage	BSI-CC-PP-0084-2014	
FPT_ITT.1	Basic internal TSF data transfer protection			
FDP_IFC.1	Subset information flow control			
FCS_RNG.1	Random number generation	Weak cryptographic quality of random numbers	BSI-CC-PP-0084-2014 Operated	Extended
FCS_COP.1	Cryptographic operation	Cipher scheme support	AUG #1 Operated	CCMB-2017-04-002 R5
FDP_ACC.2 / Memories	Complete access control - Memories	Memory access violation	Security Target Operated	
FDP_ACF.1 / Memories	Security attribute based access control - Memories		AUG #4 Operated	
FMT_MSA.3 / Memories	Static attribute initialisation - Memories	Correct operation		
FMT_MSA.1 / Memories	Management of security attributes - Memories			
FMT_SMF.1 / Memories	Specification of management functions - Memories			
FIA_API.1	Authentication Proof of Identity	Masquerade	BSI-CC-PP-0084-2014 Operated	Extended
FMT_LIM.1 / Loader	Limited capabilities - Loader	Abuse of Loader functionality		
FMT_LIM.2 / Loader	Limited availability - Loader			

Table 7. Summary of functional security requirements for the TOE (continued)

Label	Title	Addressing	Origin	Type
FTP_ITC.1 / Loader	Inter-TSF trusted channel - Loader	Loader violation	BSI-CC-PP-0084-2014 Operated	CCMB-2017-04-002 R5
FDP_UCT.1 / Loader	Basic data exchange confidentiality - Loader			
FDP_UIT.1 / Loader	Data exchange integrity - Loader			
FDP_ACC.1 / Loader	Subset access control - Loader			
FDP_ACF.1 / Loader	Security attribute based access control - Loader			
FMT_MSA.3 / Loader	Static attribute initialisation - Loader	Correct Loader operation	Security Target Operated	
FMT_MSA.1 / Loader	Management of security attributes - Loader			
FMT_SMR.1 / Loader	Security roles - Loader			
FIA_UID.1 / Loader	Timing of identification - Loader			
FIA_UAU.1 / Loader	Timing of authentication - Loader			
FMT_SMF.1 / Loader	Specification of management functions - Loader			
FPT_FLS.1 / Loader	Failure with preservation of secure state - Loader			
FAU_SAR.1 / Loader	Audit review - Loader	Lack of TOE identification		
FAU_SAS.1 / Loader	Audit storage - Loader			Extended

Table 7. Summary of functional security requirements for the TOE (continued)

Label	Title	Addressing	Origin	Type
FTP_ITC.1 / Sdiag	Inter-TSF trusted channel - Secure Diagnostic	Abuse of Secure Diagnostic functionality	Security Target Operated	CCMB-2017-04-002 R5
FAU_SAR.1 / Sdiag	Audit review - Secure Diagnostic			
FMT_LIM.1 / Sdiag	Limited capabilities - Secure Diagnostic			
FMT_LIM.2 / Sdiag	Limited availability - Secure Diagnostic			Extended

5.1.1 Security Functional Requirements from the Protection Profile

Limited fault tolerance (FRU_FLT.2)

159 The TSF shall ensure the operation of all the TOE's capabilities when the following failures occur: **exposure to operating conditions which are not detected according to the requirement Failure with preservation of secure state (FPT_FLS.1).**

160 Refinement:

The term "failure" above means "circumstances". The TOE prevents failures for the "circumstances" defined above.

Failure with preservation of secure state (FPT_FLS.1)

161 The TSF shall preserve a secure state when the following types of failures occur: **exposure to operating conditions which may not be tolerated according to the requirement Limited fault tolerance (FRU_FLT.2) and where therefore a malfunction could occur.**

162 Refinements:

The term "failure" above also covers "circumstances". The TOE prevents failures for the "circumstances" defined above.

Regarding application note 14 of BSI-CC-PP-0084-2014, the secure state is reached by an immediate interrupt or by a reset, depending on the current context.

Regarding application note 15 of BSI-CC-PP-0084-2014, the TOE provides information on the operating conditions monitored during Security IC Embedded Software execution and after a warm reset. No audit requirement is however selected in this Security Target.

Limited capabilities (FMT_LIM.1) / Test

163 The TSF shall be designed and implemented in a manner that limits their capabilities so that in conjunction with "Limited availability (FMT_LIM.2)" the following policy is enforced: **Limited capability and availability Policy / Test.**

Limited availability (FMT_LIM.2) / Test

164 The TSF shall be designed and implemented in a manner that limits their availability so that in conjunction with “Limited capabilities (FMT_LIM.1) / Test” the following policy is enforced:
Limited capability and availability Policy / Test.

165 *SFP_1: Limited capability and availability Policy / Test*

Deploying Test Features after TOE Delivery does not allow User Data of the Composite TOE to be disclosed or manipulated, TSF data to be disclosed or manipulated, software to be reconstructed and no substantial information about construction of TSF to be gathered which may enable other attacks.

Audit storage (FAU_SAS.1)

166 The TSF shall provide **the test process before TOE Delivery** with the capability to store the **Initialisation Data and/or Pre-personalisation Data and/or supplements of the Security IC Embedded Software** in the **NVM**.

Stored data confidentiality (FDP_SDC.1)

167 The TSF shall ensure the confidentiality of the information of the user data while it is stored in **all the memory areas where it can be stored**.

Stored data integrity monitoring and action (FDP_SDI.2)

168 The TSF shall monitor user data stored in containers controlled by the TSF for **integrity errors** on all objects, based on the following attributes: **user data stored in all possible memory areas, depending on the integrity control attributes**.

169 Upon detection of a data integrity error, the TSF shall **signal the error and react**.

Resistance to physical attack (FPT_PHP.3)

170 The TSF shall resist **physical manipulation and physical probing**, to the **TSF** by responding automatically such that the SFRs are always enforced.

171 Refinement:

The TSF will implement appropriate mechanisms to continuously counter physical manipulation and physical probing. Due to the nature of these attacks (especially manipulation) the TSF can by no means detect attacks on all of its elements. Therefore, permanent protection against these attacks is required ensuring that security functional requirements are enforced. Hence, “automatic response” means here (i) assuming that there might be an attack at any time and (ii) countermeasures are provided at any time.

Basic internal transfer protection (FDP_ITT.1)

172 The TSF shall enforce the **Data Processing Policy** to prevent the **disclosure** of user data when it is transmitted between physically-separated parts of the TOE.

Basic internal TSF data transfer protection (FPT_ITT.1)

173 The TSF shall protect TSF data from **disclosure** when it is transmitted between separate parts of the TOE.

174 Refinement:

The different memories, the CPU and other functional units of the TOE (e.g. a cryptographic co-processor) are seen as separated parts of the TOE.

This requirement is equivalent to FDP_ITT.1 above but refers to TSF data instead of User Data. Therefore, it should be understood as to refer to the same Data Processing Policy defined under FDP_IFC.1 below.

Subset information flow control (FDP_IFC.1)

175 The TSF shall enforce the **Data Processing Policy** on *all confidential data when they are processed or transferred by the TOE or by the Security IC Embedded Software.*

176 SFP_2: Data Processing Policy

User Data of the Composite TOE and TSF data shall not be accessible from the TOE except when the Security IC Embedded Software decides to communicate the User Data via an external interface. The protection shall be applied to confidential data only but without the distinction of attributes controlled by the Security IC Embedded Software.

Random number generation (FCS_RNG.1)

177 The TSF shall provide a **physical** random number generator that implements:

- **(PTG.2.1)** *A total failure test detects a total failure of entropy source immediately when the RNG has started. When a total failure is detected, no random numbers will be output.*
- **(PTG.2.2)** *If a total failure of the entropy source occurs while the RNG is being operated, the RNG prevents the output of any internal random number that depends on some raw random numbers that have been generated after the total failure of the entropy source.*
- **(PTG.2.3)** *The online test shall detect non-tolerable statistical defects of the raw random number sequence (i) immediately when the RNG has started, and (ii) while the RNG is being operated. The TSF must not output any random numbers before the power-up online test has finished successfully or when a defect has been detected.*
- **(PTG.2.4)** *The online test procedure shall be effective to detect non-tolerable weaknesses of the random numbers soon.*
- **(PTG.2.5)** *The online test procedure checks the quality of the raw random number sequence. It is triggered externally. The online test is suitable for detecting non-tolerable statistical defects of the statistical properties of the raw random numbers within an acceptable period of time.*

178 The TSF shall provide **octets of bits** that meet

- **(PTG.2.6)** *Test procedure A does not distinguish the internal random numbers from output sequences of an ideal RNG.*
- **(PTG.2.7)** *The average Shannon entropy per internal random bit exceeds 0.997.*

5.1.2 Additional Security Functional Requirements for the cryptographic services

Cryptographic operation (FCS_COP.1)

179 The TSF shall perform **the operations in Table 8** in accordance with a specified cryptographic algorithm **in Table 8** and cryptographic key sizes **of Table 8** that meet the **standards in Table 8**.

Table 8. FCS_COP.1 iterations (cryptographic operations)

Iteration label	[assignment: list of cryptographic operations]	[assignment: cryptographic algorithm]	[assignment: cryptographic key sizes]	[assignment: list of standards]
TDES	* encryption ⁽¹⁾ * decryption - in Cipher Block Chaining (CBC) mode - in Electronic Code Book (ECB) mode	Triple Data Encryption Standard (TDES)	168 bits	NIST SP 800-67 NIST SP 800-38A
AES	* encryption (cipher) * decryption (inverse cipher) - in Cipher Block Chaining (CBC) mode - in Electronic Code Book (ECB) mode	Advanced Encryption Standard	128, 192 and 256 bits	FIPS PUB 197

1. Note that DES and triple DES with two keys are no longer recommended as encryption functions in the context of smart card applications. Hence, Security IC Embedded Software may need to use triple DES with three keys to achieve a suitable strength.

5.1.3 Additional Security Functional Requirements for the memories protection

180 The following SFRs are extensions to "[BSI-CC-PP-0084-2014](#)" Protection Profile (PP), related to the memories protection.

Static attribute initialisation (FMT_MSA.3) / Memories

181 The TSF shall enforce the **Dynamic Memory Access Control Policy** to provide **minimally protective**^(b) default values for security attributes that are used to enforce the SFP.

182 The TSF shall allow **none** to specify alternative initial values to override the default values when an object or information is created.

Application note:

The security attributes are the set of access rights currently defined. They are dynamically attached to the subjects and objects locations, i.e. each logical address.

Management of security attributes (FMT_MSA.1) / Memories

183 The TSF shall enforce the **Dynamic Memory Access Control Policy** to restrict the ability to **modify** the security attributes **current set of access rights** to **software having the needed clearance**.

Complete access control (FDP_ACC.2) / Memories

184 The TSF shall enforce the **Dynamic Memory Access Control Policy** on **all subjects (software)**, **all objects (data including code stored in memories)** and all operations among subjects and objects covered by the SFP.

b. See the Datasheet referenced in [Section 7](#) for actual values.

185 The TSF shall ensure that all operations between any subject controlled by the TSF and any object controlled by the TSF are covered by an access control SFP.

Security attribute based access control (FDP_ACF.1) / Memories

186 The TSF shall enforce the **Dynamic Memory Access Control Policy** to objects based on the following: **software mode, the object location, the operation to be performed, and the current set of access rights.**

187 The TSF shall enforce the following rules to determine if an operation among controlled subjects and controlled objects is allowed: **the operation is allowed if and only if the software mode, the object location and the operation matches an entry in the current set of access rights.**

188 The TSF shall explicitly authorise access of subjects to objects based on the following additional rules: **none.**

189 The TSF shall explicitly deny access of subjects to objects based on the following additional rules:

- **in User configuration, any access (read, write, execute) to the OST ROM is denied,**
- **in User configuration, any write access to the ST NVM is denied.**

190 **Note:** It should be noted that this level of policy detail is not needed at the application level. The composite Security Target writer should describe the ES access control and information flow control policies instead. Within the ES High Level Design description, the chosen setting of IC security attributes would be shown to implement the described policies relying on the IC SFP presented here.

191 The following SFP **Dynamic Memory Access Control Policy** is defined for the requirement "Security attribute based access control (FDP_ACF.1) / Memories":

SFP_3: Dynamic Memory Access Control Policy

The TSF must control read, write, execute accesses of software to data, based on the software mode and on the current set of access rights.

Specification of management functions (FMT_SMF.1) / Memories

193 The TSF shall be capable of performing the following management functions: **modification of the current set of access rights security attributes by software having the needed clearance, supporting the Dynamic Memory Access Control Policy.**

5.1.4 Additional Security Functional Requirements related to the loading and authentication capabilities

Authentication Proof of Identity (FIA_API.1)

The TSF shall provide a **command based on a cryptographic mechanism** to prove the identity of the TOE to an external entity.

Limited capabilities (FMT_LIM.1) / Loader

194 The TSF shall be designed and implemented in a manner that limits its capabilities so that in conjunction with "Limited availability (FMT_LIM.2)" the following policy is enforced: **Loader Limited Capability Policy.**

195 SFP 4: Loader Limited Capability Policy

196 Deploying Loader functionality after **delivery** does not allow stored user data to be disclosed or manipulated by unauthorized user.

Limited availability (FMT_LIM.2) / Loader

197 The TSF shall be designed and implemented in a manner that limits its availability so that in conjunction with “Limited capabilities (FMT_LIM.1)” the following policy is enforced: **Loader Limited Availability Policy**.

198 SFP 5: Loader Limited Availability Policy

199 The TSF prevents deploying the Loader functionality after **blocking of the loader**.

200 **Note:** Blocking the loader is just an option.

Inter-TSF trusted channel (FTP_ITC.1) / Loader

201 The TSF shall provide a communication channel between itself and another trusted IT product that is logically distinct from other communication channels and provides assured identification of its end points and protection of the channel data from modification or disclosure.

202 The TSF shall permit **another trusted IT product** to initiate communication via the trusted channel.

203 The TSF shall initiate communication via the trusted channel for **Maintenance transaction**.

204 **Refinement:**

In practice, the communication is not initiated by the TSF.

Basic data exchange confidentiality (FDP_UCT.1) / Loader

205 The TSF shall enforce the **Loader SFP** to **receive** user data in a manner protected from unauthorized disclosure.

Data exchange integrity (FDP_UIT.1) / Loader

206 The TSF shall enforce the **Loader SFP** to **receive** user data in a manner protected from **modification, deletion, insertion** errors.

207 The TSF shall be able to determine on receipt of user data, whether **modification, deletion, insertion** has occurred.

Subset access control (FDP_ACC.1) / Loader

208 The TSF shall enforce the **Loader SFP** on:

- **the subjects ST Loader and User Loader,**
- **the objects user data in User NVM and ST data in ST NVM,**
- **the operation Maintenance transaction.**

Security attribute based access control (FDP_ACF.1) / Loader

209 The TSF shall enforce the **Loader SFP** to objects based on the following: **all subjects, objects and attributes defined in the Loader SFP.**

210 The TSF shall enforce the following rules to determine if an operation among controlled subjects and controlled objects is allowed: **if the user authenticated role is allowed to**

perform the maintenance transaction and the maintenance transaction is legitimate and the loaded data emanates from an authorized originator.

Note that the term "data" also addresses Additional Code, as this code is seen as data by the TSF.

- 211 The TSF shall explicitly authorize access of subjects to objects based on the following additional rules: ***none***.
- 212 The TSF shall explicitly deny access of subjects to objects based on the following additional rules: ***none***.
- 213 The following SFP **Loader SFP** is defined for the requirements "Basic data exchange confidentiality (FDP_UCT.1) / Loader", "Data exchange integrity (FDP_UIT.1) / Loader", "Subset access control (FDP_ACC.1) / Loader", "Security attribute based access control (FDP_ACF.1) / Loader", "Static attribute initialisation (FMT_MSA.3) / Loader", and "Management of security attributes (FMT_MSA.1) / Loader":

214 SFP_6: Loader SFP

- 215 ***The TSF must enforce that a maintenance transaction is performed if and only if the user authenticated role is allowed to perform the maintenance transaction and the maintenance transaction is legitimate and the loaded data emanates from an authorized originator.***

The TSF ruling is done according to a fixed access rights matrix, based on the subject, object and security attributes listed below.

The Security Function Policy (SFP) Loader SFP uses the following definitions:

- *the subjects are the ST Loader and the User Loader,*
- *the objects are ST NVM and User NVM,*
- *the operation is Maintenance transaction,*
- *the security attributes linked to the subjects are the remaining sessions, the number of consecutive authentication failures, the allowed memory areas, the logging capacity, the transaction identification.*

Note that subjects are authorized by cryptographic keys. These keys are considered as authentication data and not as security attributes.

Failure with preservation of secure state (FPT_FLS.1) / Loader

- 216 The TSF shall preserve a secure state when the following types of failures occur: ***the maintenance transaction is incomplete***.

Static attribute initialisation (FMT_MSA.3) / Loader

- 217 The TSF shall enforce the **Loader SFP** to provide ***restrictive*** default values for security attributes that are used to enforce the SFP.
- 218 The TSF shall allow ***none*** to specify alternative initial values to override the default values when an object or information is created.

Management of security attributes (FMT_MSA.1) / Loader

- 219 The TSF shall enforce the **Loader SFP** to restrict the ability to ***modify*** the security attributes ***remaining sessions, transaction identification to the ST Loader or User Loader***.

Specification of management functions (FMT_SMF.1) / Loader

- 220 The TSF shall be capable of performing the following management functions: ***change the role authentication data, change the remaining sessions, block a role, under the Loader SFP.***

Security roles (FMT_SMR.1) / Loader

- 221 The TSF shall maintain the roles: ***ST Loader, User Loader, Secure Diagnostic, and Everybody.***
- 222 The TSF shall be able to associate users with roles.

Timing of identification (FIA_UID.1) / Loader

- 223 The TSF shall allow ***boot, authentication command and non-critical queries*** on behalf of the user to be performed before the user is identified.
- 224 The TSF shall require each user to be successfully identified before allowing any other TSF mediated actions on behalf of that user.

Timing of authentication (FIA_UAU.1) / Loader

- 225 The TSF shall allow ***boot, authentication command and non-critical queries*** on behalf of the user to be performed before the user is authenticated.
- 226 The TSF shall require each user to be successfully authenticated before allowing any other TSF mediated actions on behalf of that user.

Audit storage (FAU_SAS.1) / Loader

- 227 The TSF shall provide ***the Loader*** with the capability to store the ***transaction identification of the loaded data*** in the ***NVM.***
- 228 ***Refinement:***
The TSF shall systematically store the transaction identification provided by the ST Loader or User Loader together with the loaded data.

Audit review (FAU_SAR.1) / Loader

- 229 The TSF shall provide ***Everybody*** with the capability to read the ***Product information and the Identification of the last completed maintenance transaction, if any,*** from the audit records.
- 230 The TSF shall provide the audit records in a manner suitable for the user to interpret the information.

5.1.5 Additional Security Functional Requirements related to the Secure Diagnostic capabilities**Limited capabilities (FMT_LIM.1) / Sdiag**

- 231 The TSF shall be designed and implemented in a manner that limits its capabilities so that in conjunction with "Limited availability (FMT_LIM.2)" the following policy is enforced: ***Sdiag Limited Capability Policy.***
- 232 ***SFP_7: Sdiag Limited Capability Policy***

233 *Deploying Secure Diagnostic capability does not allow stored user data of the Composite TOE to be disclosed or manipulated, TSF data to be disclosed or manipulated, software to be reconstructed and no substantial information about construction of TSF to be gathered which may enable other attacks.*

Limited availability (FMT_LIM.2) / Sdiag

234 The TSF shall be designed and implemented in a manner that limits its availability so that in conjunction with “Limited capabilities (FMT_LIM.1)” the following policy is enforced: **Sdiag Limited Availability Policy**.

235 SFP_8: Sdiag Limited Availability Policy

236 *The TSF prevents deploying the Secure Diagnostic capability unless the Secure Diagnostic mode is explicitly enabled by the authorized user. When the Secure Diagnostic capability is deployed, the TSF allows performing only authorized and authentic diagnostic transactions.*

237 **Refinement:**

By enabling the Secure Diagnostic capability, the Composite Product Manufacturer gives authority to the IC manufacturer to exercise the Secure Diagnostic capability known to abide by SFP_7.

Inter-TSF trusted channel (FTP_ITC.1) / Sdiag

238 The TSF shall provide a communication channel between itself and another trusted IT product that is logically distinct from other communication channels and provides assured identification of its end points and protection of the channel data from modification or disclosure.

239 The TSF shall permit **another trusted IT product** to initiate communication via the trusted channel.

240 The TSF shall initiate communication via the trusted channel for **Secure Diagnostic transaction**.

241 **Refinement:**

In practice, the communication is initiated by the trusted IT product.

Audit review (FAU_SAR.1) / Sdiag

242 The TSF shall provide **Everybody** with the capability to read the **Secure Diagnostic enable status**, from the audit records.

243 The TSF shall provide the audit records in a manner suitable for the user to interpret the information.

5.2 TOE security assurance requirements

244 Security Assurance Requirements for the TOE for the evaluation of the TOE are those taken from the Evaluation Assurance Level 6 (EAL6) and augmented by taking the following components:

- **ALC_FLR.2.**

245 Regarding application note 22 of [BSI-CC-PP-0084-2014](#), the continuously increasing maturity level of evaluations of Security ICs justifies the selection of a higher-level assurance package.

- 246 The component ALC_FLR.2 is chosen as an augmentation in this ST because a solid flaw management is key for the continuous improvement of the security IC platforms, especially on markets which need highly resistant and long lasting products.
- 247 The set of security assurance requirements (SARs) is presented in [Table 9](#), indicating the origin of the requirement.

Table 9. TOE security assurance requirements

Label	Title	Origin
ADV_ARC.1	Security architecture description	EAL6/ BSI-CC-PP-0084-2014
ADV_FSP.5	Complete semi-formal functional specification with additional error information	EAL6
ADV_IMP.2	Complete mapping of the implementation representation of the TSF	EAL6
ADV_INT.3	Minimally complex internals	EAL6
ADV_SPM.1	Formal TOE security policy model	EAL6
ADV_TDS.5	Complete semiformal modular design	EAL6
AGD_OPE.1	Operational user guidance	EAL6/ BSI-CC-PP-0084-2014
AGD_PRE.1	Preparative procedures	EAL6/ BSI-CC-PP-0084-2014
ALC_CMC.5	Advanced support	EAL6
ALC_CMS.5	Development tools CM coverage	EAL6
ALC_DEL.1	Delivery procedures	EAL6/ BSI-CC-PP-0084-2014
ALC_DVS.2	Sufficiency of security measures	EAL6/ BSI-CC-PP-0084-2014
ALC_FLR.2	Flaw reporting procedures	Security Target
ALC_LCD.1	Developer defined life-cycle model	EAL6/ BSI-CC-PP-0084-2014
ALC_TAT.3	Compliance with implementation standards - all parts	EAL6
ASE_CCL.1	Conformance claims	EAL6/ BSI-CC-PP-0084-2014
ASE_ECD.1	Extended components definition	EAL6/ BSI-CC-PP-0084-2014
ASE_INT.1	ST introduction	EAL6/ BSI-CC-PP-0084-2014
ASE_OBJ.2	Security objectives	EAL6/ BSI-CC-PP-0084-2014
ASE_REQ.2	Derived security requirements	EAL6/ BSI-CC-PP-0084-2014
ASE_SPD.1	Security problem definition	EAL6/ BSI-CC-PP-0084-2014
ASE_TSS.1	TOE summary specification	EAL6/ BSI-CC-PP-0084-2014
ATE_COV.3	Rigorous analysis of coverage	EAL6
ATE_DPT.3	Testing: modular design	EAL6
ATE_FUN.2	Ordered functional testing	EAL6
ATE_IND.2	Independent testing - sample	EAL6/ BSI-CC-PP-0084-2014
AVA_VAN.5	Advanced methodical vulnerability analysis	EAL6/ BSI-CC-PP-0084-2014

5.3 Refinement of the security assurance requirements

- 248 As [BSI-CC-PP-0084-2014](#) defines refinements for selected SARs, these refinements are also claimed in this Security Target.
- 249 The main customizing is that the IC Dedicated Software is an operational part of the TOE after delivery, although it is mainly not available to the user.
- 250 Regarding application note 23 of [BSI-CC-PP-0084-2014](#), the refinements for all the assurance families have been reviewed for the hierarchically higher-level assurance components selected in this Security Target.
- 251 The text of the impacted refinements of [BSI-CC-PP-0084-2014](#) is reproduced in the next sections.
- 252 For reader's ease, an impact summary is provided in [Table 10](#).

Table 10. Impact of EAL6 selection on [BSI-CC-PP-0084-2014](#) refinements

Assurance Family	BSI-CC-PP-0084-2014 Level	ST Level	Impact on refinement
ALC_DEL	1	1	New refinement related to the Loader
ALC_DVS	2	2	None
ALC_CMS	4	5	None, refinement is still valid
ALC_CMC	4	5	None, refinement is still valid
ADV_ARC	1	1	None
ADV_FSP	4	5	Presentation style changes, IC Dedicated Software is included
ADV_IMP	1	2	None, refinement is still valid
ADV_SPM	-	1	New refinement added (see below)
ATE_COV	2	3	IC Dedicated Software is included
AGD_OPE	1	1	None
AGD_PRE	1	1	New refinement related to the Loader
AVA_VAN	5	5	None

5.3.1 Refinement regarding delivery procedure (ALC_DEL)

- 253 According to [JIL-Post-Deliv-Load](#):
- 254 For the delivery of the Initial TOE, Additional Code and Final TOE, all the guidance describing the delivery procedures shall be taken into account.
- 255 They must especially describe the protection measures of the proof associated to the Additional Codes and the protection measures of the cryptographic keys used to generate this proof. The measures described in the guidance will have to be audited.

5.3.2 Refinement regarding functional specification (ADV_FSP)

- 256 ~~Although the IC Dedicated Test Software is a part of the TOE, the test functions of the IC Dedicated Test Software are not described in the Functional Specification because the IC Dedicated Test Software is considered as a test tool delivered with the TOE but not providing security functions for the operational phase of the TOE.~~ **The IC Dedicated Software provides security functionalities as soon as the TOE becomes operational (boot software). These are properly identified in the delivered documentation.**
- 257 The Functional Specification **refers to datasheet to** trace security features that do not provide any external interface but that contribute to fulfil the SFRs e.g. like physical protection. Thereby they are part of the complete instantiation of the SFRs.
- 258 The Functional Specification **refers to design specifications to detail the** mechanisms against physical attacks **described** in a more general way only, but detailed enough to be able to support Test Coverage Analysis also for those mechanisms where inspection of the layout is of relevance or tests beside the TSFI may be needed.
- 259 The Functional Specification **refers to data sheet to** specify operating conditions of the TOE. These conditions include but are not limited to the frequency of the clock, the power supply, and the temperature.
- 260 All functions and mechanisms which control access to the functions provided by the IC Dedicated Test Software (refer to the security functional requirement (FMT_LIM.2)) **are part of the** Functional Specification. Details will be given in the document for ADV_ARC, ~~refer to Section 6.2.4.5.~~ In addition, all these functions and mechanisms **are** subsequently be refined according to all relevant requirements of the Common Criteria assurance class ADV because these functions and mechanisms are active after TOE Delivery and need to be part of the assurance aspects Tests (class ATE) and Vulnerability Assessment (class AVA). Therefore, all necessary information **is** provided to allow tests and vulnerability assessment.
- 261 Since the selected higher-level assurance component requires a security functional specification presented in a "semi-formal style" (ADV_FSP.5.2C) the changes affect the style of description, the [BSI-CC-PP-0084-2014](#) refinements can be applied with changes covering the IC Dedicated Test Software and are valid for ADV_FSP.5.

5.3.3 Refinement regarding security policy model (ADV_SPM)

- 262 The CC V3.1 explains how a security policy model contributes to the documentation of the security functionality of the TOE and requires the developer to indicate the policies that are formally modeled by means of the assignment designed in the part 3 assurance component ADV_SPM.1.

Formal TOE security policy model (ADV_SPM.1)

- 263 The developer **provides** a formal security policy model for ~~one of~~ the **following** Security Functional Policies, ~~to be defined after analysis:~~
1. [SFP_1: Limited capability and availability Policy / Test](#),
 2. [SFP_4: Loader Limited Capability Policy](#) **and** [SFP_5: Loader Limited Availability Policy](#)
 3. [SFP_7: Sdiag Limited Capability Policy](#) **and** [SFP_8: Sdiag Limited Availability Policy](#)
 4. [SFP_6: Loader SFP](#).
- 264 For each policy covered by the formal security policy model, the model ~~shall~~ **identifies** the relevant portions of the statement of SFRs that make up that policy.

265 The developer shall provide a formal proof of correspondence between the model and any formal functional specification.

266 The developer ~~shall~~ provides a demonstration of correspondence between the model and the functional specification.

5.3.4 Refinement regarding test coverage (ATE_COV)

267 The TOE **is** tested under different operating conditions within the specified ranges. These conditions include but are not limited to the frequency of the clock, the power supply, and the temperature. This means that "Fault tolerance (FRU_FLT.2)" **is** proven for the complete TSF. The tests ~~must~~ also cover functions which may be affected by "ageing" (such as **NVM** writing).

268 The existence and effectiveness of measures against physical attacks (as specified by the functional requirement FPT_PHP.3) cannot be tested in a straightforward way. Instead **STMicroelectronics provides** evidence that the TOE actually has the particular physical characteristics (especially layout design principles). This **is** done by checking the layout (implementation or actual) in an appropriate way. The required evidence pertains to the existence of mechanisms against physical attacks (unless being obvious).

269 ~~The IC-Dedicated Test Software is seen as a "test tool" being delivered as part of the TOE. However, the Test Features do not provide security functionality. Therefore, Test Features need not to be covered by the Test Coverage Analysis but all functions and mechanisms which limit the capability of the functions (cf. FMT_LIM.1) and control access to the functions (cf. FMT_LIM.2) provided by the IC-Dedicated Test Software must be part of the Test Coverage Analysis.~~ **The IC Dedicated Software provides security functionalities as soon as the TOE becomes operational (boot software). These are part of the Test Coverage Analysis.**

5.3.5 Refinement regarding preparative procedures (AGD_PRE)

270 According to *JIL-Post-Deliv-Load*:

271 Preparative user guidance are intended to be used by persons responsible for the following tasks:

- acceptance of the Initial TOE and of the Additional Code;
- installation of the TOE: download of the Additional Code onto the Initial TOE, activation of the Additional Code, checking of the resulting Identification Data.

5.4 Security Requirements rationale

5.4.1 Rationale for the Security Functional Requirements

272 Just as for the security objectives rationale of [Section 4.3](#), the main line of this rationale is that the inclusion of all the security requirements of the *BSI-CC-PP-0084-2014* protection profile, together with those in *AUG*, and with those introduced in this Security Target, guarantees that all the security objectives identified in [Section 4](#) are suitably addressed by the security requirements stated in this chapter, and that the latter together form an internally consistent whole.

Table 11. Security Requirements versus Security Objectives

Security Objective	TOE Security Functional and Assurance Requirements
<i>BSI.O.LEAK-INHERENT</i>	<i>"Basic internal transfer protection" FDP_ITT.1</i> <i>"Basic internal TSF data transfer protection" FPT_ITT.1</i> <i>"Subset information flow control" FDP_IFC.1</i>
<i>BSI.O.PHYS-PROBING</i>	<i>"Stored data confidentiality" FDP_SDC.1</i> <i>"Resistance to physical attack" FPT_PHP.3</i>
<i>BSI.O.MALFUNCTION</i>	<i>"Limited fault tolerance" FRU_FLT.2</i> <i>"Failure with preservation of secure state" FPT_FLS.1</i>
<i>BSI.O.PHYS-MANIPULATION</i>	<i>"Stored data integrity monitoring and action" FDP_SDI.2</i> <i>"Resistance to physical attack" FPT_PHP.3</i>
<i>BSI.O.LEAK-FORCED</i>	All requirements listed for <i>BSI.O.LEAK-INHERENT</i> <i>FDP_ITT.1, FPT_ITT.1, FDP_IFC.1</i> plus those listed for <i>BSI.O.MALFUNCTION</i> and <i>BSI.O.PHYS-MANIPULATION</i> <i>FRU_FLT.2, FPT_FLS.1, FDP_SDI.2, FPT_PHP.3</i>
<i>BSI.O.ABUSE-FUNC</i>	<i>"Limited capabilities - Test" FMT_LIM.1 / Test</i> <i>"Limited availability - Test" FMT_LIM.2 / Test</i> <i>"Limited capabilities - Secure Diagnostic" FMT_LIM.1 / Sdiag</i> <i>"Limited availability - Secure Diagnostic" FMT_LIM.2 / Sdiag</i> <i>"Inter-TSF trusted channel - Secure Diagnostic" FTP_ITC.1 / Sdiag</i> <i>"Audit review - Secure Diagnostic" FAU_SAR.1 / Sdiag</i> plus those for <i>BSI.O.LEAK-INHERENT, BSI.O.PHYS-PROBING, BSI.O.MALFUNCTION, BSI.O.PHYS-MANIPULATION, BSI.O.LEAK-FORCED</i> <i>FDP_ITT.1, FPT_ITT.1, FDP_IFC.1, FDP_SDC.1, FDP_SDI.2, FPT_PHP.3, FRU_FLT.2, FPT_FLS.1</i>
<i>BSI.O.IDENTIFICATION</i>	<i>"Audit storage" FAU_SAS.1</i>
<i>BSI.O.RND</i>	<i>"Random number generation" FCS_RNG.1</i> plus those for <i>BSI.O.LEAK-INHERENT, BSI.O.PHYS-PROBING, BSI.O.MALFUNCTION, BSI.O.PHYS-MANIPULATION, BSI.O.LEAK-FORCED</i> <i>FDP_ITT.1, FPT_ITT.1, FDP_IFC.1, FDP_SDC.1, FPT_PHP.3, FRU_FLT.2, FPT_FLS.1</i>
<i>BSI.OE.RESP-APPL</i>	Not applicable
<i>BSI.OE.PROCESS-SEC-IC</i>	Not applicable
<i>BSI.OE.LIM-BLOCK-LOADER</i>	Not applicable
<i>BSI.OE.LOADER-USAGE</i>	Not applicable
<i>BSI.OE.TOE-Auth</i>	Not applicable
<i>OE.Enable-Disable-Secure-Diag</i>	Not applicable

Table 11. Security Requirements versus Security Objectives

Security Objective	TOE Security Functional and Assurance Requirements
<i>OE.Secure-Diag-Usage</i>	Not applicable
<i>BSI.O.Authentication</i>	"Authentication Proof of Identity" <i>FIA_API.1</i>
<i>BSI.O.Cap-Avail-Loader</i>	"Limited capabilities - Loader" <i>FMT_LIM.1 / Loader</i> "Limited availability - Loader" <i>FMT_LIM.2 / Loader</i>
<i>BSI.O.Ctrl-Auth-Loader</i>	"Inter-TSF trusted channel - Loader" <i>FTP_ITC.1 / Loader</i> "Basic data exchange confidentiality - Loader" <i>FDP_UCT.1 / Loader</i> "Data exchange integrity - Loader" <i>FDP_UIT.1 / Loader</i> "Subset access control - Loader" <i>FDP_ACC.1 / Loader</i> "Security attribute based access control - Loader" <i>FDP_ACF.1 / Loader</i> "Static attribute initialisation - Loader" <i>FMT_MSA.3 / Loader</i> "Management of security attributes - Loader" <i>FMT_MSA.1 / Loader</i> "Specification of management functions - Loader" <i>FMT_SMF.1 / Loader</i> "Security roles - Loader" <i>FMT_SMR.1 / Loader</i> "Timing of identification - Loader" <i>FIA_UID.1 / Loader</i> "Timing of authentication - Loader" <i>FIA_UAU.1 / Loader</i>
<i>JIL.O.Prot-TSF-Confidentiality</i>	"Inter-TSF trusted channel - Loader" <i>FTP_ITC.1 / Loader</i> "Basic data exchange confidentiality - Loader" <i>FDP_UCT.1 / Loader</i> "Data exchange integrity - Loader" <i>FDP_UIT.1 / Loader</i> "Subset access control - Loader" <i>FDP_ACC.1 / Loader</i> "Security attribute based access control - Loader" <i>FDP_ACF.1 / Loader</i> "Static attribute initialisation - Loader" <i>FMT_MSA.3 / Loader</i> "Management of security attributes - Loader" <i>FMT_MSA.1 / Loader</i> "Specification of management functions - Loader" <i>FMT_SMF.1 / Loader</i> "Security roles - Loader" <i>FMT_SMR.1 / Loader</i> "Timing of identification - Loader" <i>FIA_UID.1 / Loader</i> "Timing of authentication - Loader" <i>FIA_UAU.1 / Loader</i>

Table 11. Security Requirements versus Security Objectives

Security Objective	TOE Security Functional and Assurance Requirements
<i>JIL.O.Secure-Load-ACode</i>	<i>"Inter-TSF trusted channel - Loader" FTP_ITC.1 / Loader</i> <i>"Basic data exchange confidentiality - Loader" FDP_UCT.1 / Loader</i> <i>"Data exchange integrity - Loader" FDP_UIT.1 / Loader</i> <i>"Subset access control - Loader" FDP_ACC.1 / Loader</i> <i>"Security attribute based access control - Loader" FDP_ACF.1 / Loader</i> <i>"Static attribute initialisation - Loader" FMT_MSA.3 / Loader</i> <i>"Management of security attributes - Loader" FMT_MSA.1 / Loader</i> <i>"Specification of management functions - Loader" FMT_SMF.1 / Loader</i> <i>"Security roles - Loader" FMT_SMR.1 / Loader</i> <i>"Timing of identification - Loader" FIA_UID.1 / Loader</i> <i>"Timing of authentication - Loader" FIA_UAU.1 / Loader</i> <i>"Audit storage - Loader" FAU_SAS.1 / Loader</i>
<i>JIL.O.Secure-AC-Activation</i>	<i>"Failure with preservation of secure state - Loader" FPT_FLS.1 / Loader</i>
<i>JIL.O.TOE-Identification</i>	<i>"Audit storage - Loader" FAU_SAS.1 / Loader</i> <i>"Audit review - Loader" FAU_SAR.1 / Loader</i> <i>"Stored data integrity monitoring and action" FDP_SDI.2</i>
<i>O.Secure-Load-AMemImage</i>	<i>"Inter-TSF trusted channel - Loader" FTP_ITC.1 / Loader</i> <i>"Basic data exchange confidentiality - Loader" FDP_UCT.1 / Loader</i> <i>"Data exchange integrity - Loader" FDP_UIT.1 / Loader</i> <i>"Subset access control - Loader" FDP_ACC.1 / Loader</i> <i>"Security attribute based access control - Loader" FDP_ACF.1 / Loader</i> <i>"Static attribute initialisation - Loader" FMT_MSA.3 / Loader</i> <i>"Management of security attributes - Loader" FMT_MSA.1 / Loader</i> <i>"Specification of management functions - Loader" FMT_SMF.1 / Loader</i> <i>"Security roles - Loader" FMT_SMR.1 / Loader</i> <i>"Timing of identification - Loader" FIA_UID.1 / Loader</i> <i>"Timing of authentication - Loader" FIA_UAU.1 / Loader</i> <i>"Audit storage - Loader" FAU_SAS.1 / Loader</i>
<i>O.MemImage-Identification</i>	<i>"Failure with preservation of secure state - Loader" FPT_FLS.1 / Loader</i> <i>"Audit storage - Loader" FAU_SAS.1 / Loader</i> <i>"Audit review - Loader" FAU_SAR.1 / Loader</i> <i>"Stored data integrity monitoring and action" FDP_SDI.2</i>
<i>OE.Composite-TOE-Id</i>	Not applicable
<i>OE.TOE-Id</i>	Not applicable
<i>OE.Composite-TOE-Id</i>	Not applicable

Table 11. Security Requirements versus Security Objectives

Security Objective	TOE Security Functional and Assurance Requirements
<i>AUG1.O.ADD-FUNCTIONS</i>	<i>"Cryptographic operation" FCS_COP.1</i>
<i>AUG4.O.MEM-ACCESS</i>	<i>"Complete access control - Memories" FDP_ACC.2 / Memories</i> <i>"Security attribute based access control - Memories" FDP_ACF.1 / Memories</i> <i>"Static attribute initialisation - Memories" FMT_MSA.3 / Memories</i> <i>"Management of security attributes - Memories" FMT_MSA.1 / Memories</i> <i>"Specification of management functions - Memories" FMT_SMF.1 / Memories</i>
<i>O.Firewall</i>	<i>"Complete access control - Memories" FDP_ACC.2 / Memories</i> <i>"Security attribute based access control - Memories" FDP_ACF.1 / Memories</i> <i>"Static attribute initialisation - Memories" FMT_MSA.3 / Memories</i> <i>"Management of security attributes - Memories" FMT_MSA.1 / Memories</i> <i>"Specification of management functions - Memories" FMT_SMF.1 / Memories</i>

- 273 As origins of security objectives have been carefully kept in their labelling, and origins of security requirements have been carefully identified in [Table 7](#) and [Table 11](#), it can be verified that the justifications provided by the [BSI-CC-PP-0084-2014](#) protection profile and [AUG](#) can just be carried forward to their union.
- 274 From [Table 5](#), it is straightforward to identify additional security objectives for the TOE ([AUG1.O.Add-Functions](#) and [AUG4.O.Mem-Access](#)) tracing back to [AUG](#), additional objectives ([JIL.O.Prot-TSF-Confidentiality](#), [JIL.O.Secure-Load-ACode](#), [JIL.O.Secure-AC-Activation](#) and [JIL.O.TOE-Identification](#)) tracing back to [JIL-Post-Deliv-Load / ANSSI-CC-CER/F/06.003](#), and additional objectives ([O.Secure-Load-AMemImage](#), [O.MemImage-Identification](#), [O.Firewall](#)) introduced in this Security Target. This rationale must show that security requirements suitably address them all.
- 275 Furthermore, a careful observation of the requirements listed in [Table 7](#) and [Table 11](#) shows that:
- there are security requirements introduced from [AUG](#) ([FCS_COP.1](#), [FDP_ACC.2 / Memories](#), [FDP_ACF.1 / Memories](#), [FMT_MSA.3 / Memories](#) and [FMT_MSA.1 / Memories](#)),
 - there are additional security requirements introduced by this Security Target ([FMT_MSA.3 / Loader](#), [FMT_MSA.1 / Loader](#), [FMT_SMF.1 / Loader](#), [FMT_SMR.1 / Loader](#), [FIA_UID.1 / Loader](#), [FIA_UAU.1 / Loader](#), [FPT_FLS.1 / Loader](#), [FAU_SAS.1 / Loader](#), [FAU_SAR.1 / Loader](#), [FMT_SMF.1 / Memories](#), [FTP_ITC.1 / Sdiag](#), [FAU_SAR.1 / Sdiag](#), [FMT_LIM.1 / Sdiag](#), [FMT_LIM.2 / Sdiag](#), and various assurance requirements of EAL6+).

276 Though it remains to show that:

- security objectives from this Security Target, from [JIL-Post-Deliv-Load / ANSSI-CC-CER/F/06.003](#) and from [AUG](#) are addressed by security requirements stated in this chapter,
- additional security requirements from this Security Target and from [AUG](#) are mutually supportive with the security requirements from the [BSI-CC-PP-0084-2014](#) protection profile, and they do not introduce internal contradictions,
- all dependencies are still satisfied.

277 The justification that the additional security objectives are suitably addressed, that the additional security requirements are mutually supportive and that, together with those already in [BSI-CC-PP-0084-2014](#), they form an internally consistent whole, is provided in the next subsections.

5.4.2 Extended security objectives are suitably addressed

Security objective “Dynamic Area based Memory Access Control ([AUG4.O.Mem-Access](#))”

278 The justification related to the security objective “**Dynamic** Area based Memory Access Control ([AUG4.O.Mem-Access](#))” is as follows:

279 The security functional requirements “[Complete access control \(FDP_ACC.2\) / Memories](#)” and “[Security attribute based access control \(FDP_ACF.1\) / Memories](#)”, with the related Security Function Policy (SFP) “**Dynamic Memory Access Control Policy**” exactly require to implement a **Dynamic** area based memory access control as demanded by [AUG4.O.Mem-Access](#). Therefore, [FDP_ACC.2 / Memories](#) and [FDP_ACF.1 / Memories](#) with **their** SFP are suitable to meet the security objective.

280 The security functional requirement “[Static attribute initialisation \(FMT_MSA.3\) / Memories](#)” requires that the TOE provides default values for security attributes. The ability to update the security attributes is restricted to privileged subject(s) **as further detailed in the security functional requirement “Management of security attributes (FMT_MSA.1) / Memories”**. These management functions ensure that the required access control can be realised using the functions provided by the TOE.

Security objective “Additional Specific Security Functionality ([AUG1.O.Add-Functions](#))”

281 The justification related to the security objective “Additional Specific Security Functionality ([AUG1.O.Add-Functions](#))” is as follows:

282 The security functional requirements “[Cryptographic operation \(FCS_COP.1\)](#)” and “[Additional Security Functional Requirements for the memories protection](#)” exactly require those functions to be implemented that are demanded by [AUG1.O.Add-Functions](#). Therefore, [FCS_COP.1](#) is suitable to meet the security objective.

Security objective “Protection against Abuse of Functionality ([BSI.O.Abuse-Func](#))”

283 This objective states that abuse of functions (especially provided by the IC Dedicated Test Software, for instance in order to read secret data) must not be possible in Phase 7 of the life-cycle. There are two possibilities to achieve this: (i) They cannot be used by an attacker (i. e. its availability is limited) or (ii) using them would not be of relevant use for an attacker (i.

e. its capabilities are limited) since the functions are designed in a specific way. The first possibility is specified by "*Limited availability (FMT_LIM.2) / Test*" and "*Limited availability (FMT_LIM.2) / Sdiag*", and the second one by "*Limited capabilities (FMT_LIM.1) / Test*" and "*Limited capabilities (FMT_LIM.1) / Sdiag*". Since these requirements are combined to support the policy, which is suitable to fulfil O.Abuse-Func, **these** security functional requirements together are suitable to meet the objective.

284 Other security functional requirements which prevent attackers from circumventing the functions implementing these two security functional requirements (for instance by manipulating the hardware) also support the objective. The relevant **Security Functional requirements** are also listed in *Table 11*.

Security objective "Access control and authenticity for the Loader (*BSI.O.Ctrl-Auth-Loader*)"

285 The justification related to the security objective "Access control and authenticity for the Loader (*BSI.O.Ctrl-Auth-Loader*)" is as follows:

286 The **security functional requirement** "*Subset access control (FDP_ACC.1) / Loader*" defines the subjects, objects and operations of the Loader SFP enforced by the SFR *FTP_ITC.1 / Loader*, *FDP_UCT.1 / Loader*, *FDP_UIT.1 / Loader* and *FDP_ACF.1 / Loader*. The **security functional requirement** "*Inter-TSF trusted channel (FTP_ITC.1) / Loader*" requires the TSF to establish a trusted channel with assured identification of its end points and protection of the channel data from modification or disclosure. The **security functional requirement** "*Basic data exchange confidentiality (FDP_UCT.1) / Loader*" requires the TSF to receive data protected from unauthorized disclosure. The **security functional requirement** "*Data exchange integrity (FDP_UIT.1) / Loader*" requires the TSF to verify the integrity **and the rightfulness** of the received data. The **security functional requirement** "*Security attribute based access control (FDP_ACF.1) / Loader*" requires the TSF to implement access control for the Loader functionality. Therefore, *FTP_ITC.1 / Loader*, *FDP_UCT.1 / Loader*, *FDP_UIT.1 / Loader*, *FDP_ACC.1 / Loader* and *FDP_ACF.1 / Loader* with their SFP are suitable to meet the security objective.

287 Complementary, the security functional requirement "*Static attribute initialisation (FMT_MSA.3) / Loader*" requires that the TOE provides default values for security attributes. The ability to update the security attributes is restricted to privileged subject(s) as further detailed in the security functional requirement "*Management of security attributes (FMT_MSA.1) / Loader*". The security functional requirements "*Security roles (FMT_SMR.1) / Loader*", "*Timing of identification (FIA_UID.1) / Loader*" and "*Timing of authentication (FIA_UAU.1) / Loader*" specify the roles that the TSF recognises and the actions authorized before their identification. The security functional requirement "*Specification of management functions (FMT_SMF.1) / Loader*" provides additional controlled facility for adapting the loader behaviour to the user's needs. These management functions ensure that the required access control, associated to the loading feature, can be realized using the functions provided by the TOE.

Security objectives “Protection of the confidentiality of the TSF ([JIL.O.Prot-TSF-Confidentiality](#))”, “Secure loading of the Additional Code ([JIL.O.Secure-Load-ACode](#))” and “Secure loading of the Additional Memory Image ([O.Secure-Load-AMemImage](#))”

288 The justification related to the security objectives “Protection of the confidentiality of the TSF ([JIL.O.Prot-TSF-Confidentiality](#))”, “Secure loading of the Additional Code ([JIL.O.Secure-Load-ACode](#))” and “Secure loading of the Additional Memory Image ([O.Secure-Load-AMemImage](#))” is as follows:

289 The security functional requirement "[Subset access control \(FDP_ACC.1\) / Loader](#)" defines the subjects, objects and operations of the Loader SFP enforced by the SFR FTP_ITC.1, FDP_UCT.1, FDP_UIT.1 and FDP_ACF.1/Loader.
 The security functional requirement "[Inter-TSF trusted channel \(FTP_ITC.1\) / Loader](#)" requires the TSF to establish a trusted channel with assured identification of its end points and protection of the channel data from modification or disclosure.
 The security functional requirement "[Basic data exchange confidentiality \(FDP_UCT.1\) / Loader](#)" requires the TSF to receive data protected from unauthorized disclosure.
 The security functional requirement "[Data exchange integrity \(FDP_UIT.1\) / Loader](#)" requires the TSF to verify the integrity of the received data.
 The security functional requirement "[Security attribute based access control \(FDP_ACF.1\) / Loader](#)" requires the TSF to implement access control for the Loader functionality.
 The security functional requirement "[Static attribute initialisation \(FMT_MSA.3\) / Loader](#)" requires that the TOE provides default values for security attributes.
 The ability to update the security attributes is restricted to privileged subject(s) as further detailed in the security functional requirement "[Management of security attributes \(FMT_MSA.1\) / Loader](#)".
 The security functional requirements "[Security roles \(FMT_SMR.1\) / Loader](#)", "[Timing of identification \(FIA_UID.1\) / Loader](#)" and "[Timing of authentication \(FIA_UAU.1\) / Loader](#)" specify the roles that the TSF recognises and the actions authorized before their identification.
 The security functional requirement "[Specification of management functions \(FMT_SMF.1\) / Loader](#)" provides additional controlled facility for adapting the loader behaviour to the user's needs. These management functions ensure that the required access control, associated to the loading feature, can be realised using the functions provided by the TOE.
 The security functional requirement "[Audit storage \(FAU_SAS.1\) / Loader](#)" requires to store the identification data needed to enforce that only the allowed version of the Additional Memory Image can be loaded on the Initial TOE.

290 Therefore, [FTP_ITC.1 / Loader](#), [FDP_UCT.1 / Loader](#), [FDP_UIT.1 / Loader](#), [FDP_ACC.1 / Loader](#), [FDP_ACF.1 / Loader](#) together with [FMT_MSA.3 / Loader](#), [FMT_MSA.1 / Loader](#), [FMT_SMR.1 / Loader](#), [FMT_SMF.1 / Loader](#), [FIA_UID.1 / Loader](#), [FIA_UAU.1 / Loader](#), and [FAU_SAS.1 / Loader](#) are suitable to meet these security objectives.

Security objective “Secure activation of the Additional Code ([JIL.O.Secure-AC-Activation](#))”

291 The justification related to the security objective “Secure activation of the Additional Code ([JIL.O.Secure-AC-Activation](#))” is as follows:

292 The security functional requirement "[Audit storage \(FAU_SAS.1\) / Loader](#)" requires the TSF to fail secure unless the Loading of the Additional Memory Image, including update of the Identification data, is comprehensive, as specified by [JIL.O.Secure-AC-Activation](#).

293 Therefore, [FPT_FLS.1 / Loader](#) is suitable to meet this security objective.

Security objective “Secure identification of the TOE (*JIL.O.TOE-Identification*)”

- 294 The justification related to the security objective “Secure identification of the TOE (*JIL.O.TOE-Identification*)” is as follows:
- 295 The security functional requirement "*Audit storage (FAU_SAS.1) / Loader*" requires the TSF to store the Identification Data of the Memory Images.
The security functional requirement "*Stored data integrity monitoring and action (FDP_SDI.2)*" requires the TSF to detect the integrity errors of the stored data and react in case of detected errors.
The security functional requirement "*Audit review (FAU_SAR.1) / Loader*" allows any user to read this Identification Data.
- 296 Therefore, *FAU_SAS.1 / Loader*, and *FAU_SAR.1 / Loader* together with *FDP_SDI.2* are suitable to meet this security objective.

Security objective “Secure identification of the Memory Image (*O.MemImage-Identification*)”

- 297 The justification related to the security objective “Secure identification of the Memory Image (*O.MemImage-Identification*)” is as follows:
- 298 The security functional requirement "*Audit storage (FAU_SAS.1) / Loader*" requires the TSF to store the Identification Data of the Memory Images.
The security functional requirement "*Stored data integrity monitoring and action (FDP_SDI.2)*" requires the TSF to detect the integrity errors of the stored user data and react in case of detected errors.
The security functional requirement "*Audit review (FAU_SAR.1) / Loader*" allows any user to read this Identification Data.
The security functional requirement "*Audit storage (FAU_SAS.1) / Loader*" requires the TSF to fail secure unless the Loading of the Additional Memory Image, including update of the Identification data, is comprehensive, as specified by *JIL.O.Secure-AC-Activation*.
- 299 Therefore, *FAU_SAS.1 / Loader*, *FAU_SAR.1 / Loader* together with *FDP_SDI.2* and *FPT_FLS.1 / Loader* are suitable to meet this security objective.

Security objective “Specific application firewall (*O.Firewall*)”

- 300 The justification related to the security objective “Specific application firewall (*O.Firewall*)” is as follows:
- 301 The security functional requirements "*Complete access control (FDP_ACC.2) / Memories*" and "*Security attribute based access control (FDP_ACF.1) / Memories*", supported by "*Static attribute initialisation (FMT_MSA.3) / Memories*", require that no application can read, write, compare any piece of data or code belonging to a specific application. This meets the security objective *O.Firewall*.
- 302 The security attributes addressed by the functional requirements "*Management of security attributes (FMT_MSA.1) / Memories*" and "*Specification of management functions (FMT_SMF.1) / Memories*" ensure that the required access control can be realised using the functions provided by the TOE.

5.4.3 Additional security requirements are consistent

"Cryptographic operation ([FCS_COP.1](#))"

303 These security requirements have already been argued in [Section : Security objective "Additional Specific Security Functionality \(AUG1.O.Add-Functions\)"](#) above.

"Static attribute initialisation ([FMT_MSA.3 / Memories](#)), Management of security attributes ([FMT_MSA.1 / Memories](#)), Complete access control ([FDP_ACC.2 / Memories](#)), Security attribute based access control ([FDP_ACF.1 / Memories](#))"

304 These security requirements have already been argued in [Section : Security objective "Dynamic Area based Memory Access Control \(AUG4.O.Mem-Access\)"](#) and [Section : Security objective "Specific application firewall \(O.Firewall\)"](#) above.

"Static attribute initialisation ([FMT_MSA.3 / Loader](#)), Management of security attributes ([FMT_MSA.1 / Loader](#)), Specification of management function ([FMT_SMF.1 / Loader](#)), Security roles ([FMT_SMR.1 / Loader](#)), Timing of identification ([FIA_UID.1 / Loader](#)), Timing of authentication ([FIA_UAU.1 / Loader](#))"

305 These security requirements have already been argued in [Section : Security objective "Access control and authenticity for the Loader \(BSI.O.Ctrl-Auth-Loader\)"](#) and [Section : Security objectives "Protection of the confidentiality of the TSF \(JIL.O.Prot-TSF-Confidentiality\)"](#), ["Secure loading of the Additional Code \(JIL.O.Secure-Load-ACode\)"](#) and ["Secure loading of the Additional Memory Image \(O.Secure-Load-AMemImage\)"](#) above.

"Audit storage ([FAU_SAS.1 / Loader](#)), Audit review ([FAU_SAR.1 / Loader](#))"

306 These security requirements have already been argued in [Section : Security objective "Secure identification of the TOE \(JIL.O.TOE-Identification\)"](#) and [Section : Security objective "Secure identification of the Memory Image \(O.MemImage-Identification\)"](#) above.

"Failure with preservation of secure state ([FPT_FLS.1 / Loader](#))"

307 This security requirement has already been argued in [Section : Security objective "Secure activation of the Additional Code \(JIL.O.Secure-AC-Activation\)"](#) and [Section : Security objective "Secure identification of the Memory Image \(O.MemImage-Identification\)"](#) above.

"Inter-TSF trusted channel([FTP_ITC.1 / Sdiag](#)), Audit review ([FAU_SAR.1 / Sdiag](#)), Limited capabilities ([FMT_LIM.1 / Sdiag](#)), Limited availability ([FMT_LIM.2 / Sdiag](#))"

308 These security requirements have already been argued in [Section : Security objective "Protection against Abuse of Functionality \(BSI.O.Abuse-Func\)"](#) above.

5.4.4 Dependencies of Security Functional Requirements

309 All dependencies of Security Functional Requirements have been fulfilled in this Security Target except :

- those justified in the [BSI-CC-PP-0084-2014](#) protection profile security requirements rationale,
- those justified in [AUG](#) security requirements rationale,
- the dependency of [FCS_COP.1](#) on FCS_CKM.4 (see discussion below),
- the dependency of [FAU_SAR.1 / Loader](#) on FAU_GEN.1 (see discussion below),
- the dependency of [FAU_SAR.1 / Sdiag](#) on FAU_GEN.1 (see discussion below).

310 Details are provided in [Table 12](#) below.

Table 12. Dependencies of security functional requirements

Label	Dependencies	Fulfilled by security requirements in this Security Target	Dependency already in BSI-CC-PP-0084-2014 or in AUG
FRU_FLT.2	FPT_FLS.1	Yes	Yes, BSI-CC-PP-0084-2014
FPT_FLS.1	None	No dependency	Yes, BSI-CC-PP-0084-2014
FMT_LIM.1 / Test	FMT_LIM.2 / Test	Yes	Yes, BSI-CC-PP-0084-2014
FMT_LIM.2 / Test	FMT_LIM.1 / Test	Yes	Yes, BSI-CC-PP-0084-2014
FMT_LIM.1 / Loader	FMT_LIM.2 / Loader	Yes	Yes, BSI-CC-PP-0084-2014
FMT_LIM.2 / Loader	FMT_LIM.1 / Loader	Yes	Yes, BSI-CC-PP-0084-2014
FMT_LIM.1 / Sdiag	FMT_LIM.2 / Sdiag	Yes	Yes, BSI-CC-PP-0084-2014
FMT_LIM.2 / Sdiag	FMT_LIM.1 / Sdiag	Yes	Yes, BSI-CC-PP-0084-2014
FAU_SAS.1	None	No dependency	Yes, BSI-CC-PP-0084-2014
FDP_SDC.1	None	No dependency	Yes, BSI-CC-PP-0084-2014
FDP_SDI.2	None	No dependency	Yes, BSI-CC-PP-0084-2014
FPT_PHP.3	None	No dependency	Yes, BSI-CC-PP-0084-2014
FDP_ITT.1	FDP_ACC.1 or FDP_IFC.1	Yes	Yes, BSI-CC-PP-0084-2014
FPT_ITT.1	None	No dependency	Yes, BSI-CC-PP-0084-2014
FDP_IFC.1	FDP_IFF.1	No, see BSI-CC-PP-0084-2014	Yes, BSI-CC-PP-0084-2014
FCS_RNG.1	None	No dependency	Yes, BSI-CC-PP-0084-2014
FCS_COP.1	[FDP_ITC.1 or FDP_ITC.2 or FCS_CKM.1]	No, see discussion below	Yes, AUG #1
	FCS_CKM.4	No, see discussion below	
FDP_ACC.2 / Memories	FDP_ACF.1 / Memories	Yes	No , CCMB-2017-04-002 R5

Table 12. Dependencies of security functional requirements (continued)

Label	Dependencies	Fulfilled by security requirements in this Security Target	Dependency already in BSI-CC-PP-0084-2014 or in AUG
FDP_ACF.1 / Memories	FDP_ACC.1 / Memories	Yes, by FDP_ACC.2 / Memories	Yes, AUG #4
	FMT_MSA.3 / Memories	Yes	
FMT_MSA.3 / Memories	FMT_MSA.1 / Memories	Yes	Yes, AUG #4
	FMT_SMR.1 / Memories	No, see AUG #4	
FMT_MSA.1 / Memories	[FDP_ACC.1 / Memories or FDP_IFC.1]	Yes, by FDP_ACC.2 / Memories and FDP_IFC.1	Yes, AUG #4
	FMT_SMF.1 / Memories	Yes	No , CCMB-2017-04-002 R5
	FMT_SMR.1 / Memories	No, see AUG #4	Yes, AUG #4
FMT_SMF.1 / Memories	None	No dependency	No , CCMB-2017-04-002 R5
FIA_API.1	None	No dependency	Yes, BSI-CC-PP-0084-2014
FTP_ITC.1 / Loader	None	No dependency	Yes, BSI-CC-PP-0084-2014
FDP_UCT.1 / Loader	[FTP_ITC.1 / Loader or FTP_TRP.1 / Loader]	Yes, by FTP_ITC.1 / Loader	Yes, BSI-CC-PP-0084-2014
	[FDP_ACC.1 / Loader or FDP_IFC.1 / Loader]	Yes, by FDP_ACC.1 / Loader	
FDP_UIT.1 / Loader	[FTP_ITC.1 / Loader or FTP_TRP.1 / Loader]	Yes, by FTP_ITC.1 / Loader	Yes, BSI-CC-PP-0084-2014
	[FDP_ACC.1 / Loader or FDP_IFC.1 / Loader]	Yes, by FDP_ACC.1 / Loader	
FDP_ACC.1 / Loader	FDP_ACF.1 / Loader	Yes	Yes, BSI-CC-PP-0084-2014
FDP_ACF.1 / Loader	FDP_ACC.1 / Loader	Yes	Yes, BSI-CC-PP-0084-2014
	FMT_MSA.3 / Loader	Yes	

Table 12. Dependencies of security functional requirements (continued)

Label	Dependencies	Fulfilled by security requirements in this Security Target	Dependency already in BSI-CC-PP-0084-2014 or in AUG
FMT_MSA.3 / Loader	FMT_MSA.1 / Loader	Yes	No , CCMB-2017-04-002 R5
	FMT_SMR.1 / Loader	Yes	
FMT_MSA.1 / Loader	[FDP_ACC.1 / Loader or FDP_IFC.1]	Yes, by FDP_ACC.1 / Loader	No , CCMB-2017-04-002 R5
	FDP_SMF.1 / Loader	Yes	
	FDP_SMR.1 / Loader	Yes	
FMT_SMR.1 / Loader	FIA_UID.1 / Loader	Yes	No , CCMB-2017-04-002 R5
FIA_UID.1 / Loader	None	No dependency	No , CCMB-2017-04-002 R5
FIA_UAU.1 / Loader	FIA_UID.1 / Loader	Yes	No , CCMB-2017-04-002 R5
FDP_SMF.1 / Loader	None	No dependency	No , CCMB-2017-04-002 R5
FPT_FLS.1 / Loader	None	No dependency	No , CCMB-2017-04-002 R5
FAU_SAS.1 / Loader	None	No dependency	Yes, BSI-CC-PP-0084-2014
FAU_SAR.1 / Loader	FAU_GEN.1	No, by FAU_SAS.1 / Loader instead, see discussion below	No , CCMB-2017-04-002 R5
FTP_ITC.1 / Sdiag	None	No dependency	No , CCMB-2017-04-002 R5
FAU_SAR.1 / Sdiag	FAU_GEN.1	No, see discussion below	No , CCMB-2017-04-002 R5

- 311 Part 2 of the Common Criteria defines the dependency of "[Cryptographic operation \(FCS_COP.1\)](#)" on "Import of user data without security attributes (FDP_ITC.1)" or "Import of user data with security attributes (FDP_ITC.2)" or "Cryptographic key generation (FCS_CKM.1)". In this particular TOE, the ES has all possibilities to implement its own creation function, in conformance with its security policy.
- 312 Part 2 of the Common Criteria defines the dependency of "[Cryptographic operation \(FCS_COP.1\)](#)" on "Cryptographic key destruction (FCS_CKM.4)". In this particular TOE, there is no specific function for the destruction of the keys. The ES has all possibilities to implement its own destruction function, in conformance with its security policy. Therefore, FCS_CKM.4 is not defined in this ST.
- 313 Part 2 of the Common Criteria defines the dependency of "[Audit review \(FAU_SAR.1\) / Loader](#)" on "Audit data generation (FAU_GEN.1)". In this particular TOE, "[Audit storage \(FAU_SAS.1\) / Loader](#)" is used to ensure the storage of audit data, because FAU_GEN.1 is too comprehensive to be used in this context. Therefore this dependency is fulfilled by "[Audit storage \(FAU_SAS.1\) / Loader](#)" instead.

- 314 Part 2 of the Common Criteria defines the dependency of "[Audit review \(FAU_SAR.1\) / Sdiag](#)" on "Audit data generation (FAU_GEN.1)". In this particular TOE, there is no specific function for audit data generation, the data to be audited are just stored. Therefore, FAU_GEN.1 is not defined in this ST.

5.4.5 Rationale for the Assurance Requirements

Security assurance requirements added to reach EAL6 ([Table 9](#))

- 315 Regarding application note 21 of [BSI-CC-PP-0084-2014](#), this Security Target chooses EAL6 because developers and users require a high level of independently assured security in a planned development and require a rigorous development approach without incurring unreasonable costs attributable to specialist security engineering techniques.
- 316 EAL6 represents a meaningful increase in assurance from EAL4 by requiring a formal security policy model, semiformal design descriptions, a more structured (and hence analyzable) architecture, extensive testing, and improved mechanisms and/or procedures that provide confidence that the TOE will not be tampered during development.
- 317 The assurance components in an evaluation assurance level (EAL) are chosen in a way that they build a mutually supportive and complete set of components. The requirements chosen for augmentation do not add any dependencies, which are not already fulfilled for the corresponding requirements contained in EAL6. Therefore, these components add additional assurance to EAL6, but the mutual support of the requirements and the internal consistency is still guaranteed.
- 318 Note that detailed and updated refinements for assurance requirements are given in [Section 5.3](#).

Dependencies of assurance requirements

- 319 Dependencies of security assurance requirements are fulfilled by the EAL6 package selection.
- 320 The augmentation to this package identified in paragraph [244](#) does not introduce dependencies not already satisfied by the EAL6 package, and is considered as consistent augmentation:
- ALC_FLR.2 has no dependency.

6 TOE summary specification (ASE_TSS)

321 This section demonstrates how the TOE meets each Security Functional Requirement, which will be further detailed in the ADV_FSP documents.

6.1 Limited fault tolerance (FRU_FLT.2)

322 The TSF provides limited fault tolerance, by managing a certain number of faults or errors that may happen, related to random number generation, power supply, data flows and cryptographic operations, thus preventing risk of malfunction.

6.2 Failure with preservation of secure state (FPT_FLS.1)

323 The TSF provides preservation of secure state by detecting and managing the following events, resulting in an immediate interruption or reset:

- Die integrity violation detection,
- Errors on memories and registers,
- Glitches on external power supply lines,
- High voltage supply,
- CPU errors,
- MMF errors,
- Detection of out of bound access on memories and registers,
- Faults on crypto processors.

324 The ES can generate a software reset.

6.3 Limited capabilities (FMT_LIM.1) / Test, Limited capabilities (FMT_LIM.1) / Sdiag, Limited capabilities (FMT_LIM.1) / Loader, Limited availability (FMT_LIM.2) / Test, Limited availability (FMT_LIM.2) / Sdiag & Limited availability (FMT_LIM.2) / Loader

325 The TOE is either in Test, Admin or User configuration.

326 The TOE may also be in Basic Diagnostic (aka Diagnostic) or Secure Diagnostic volatile configuration.

327 The Test and Diagnostics configurations are reserved to ST.

328 The TSF ensures the switching and the control of TOE configuration, the corresponding access control and the control of the corresponding capabilities. The transition controls rely on several strong mechanisms including fuse, authentication and control registers. Part of the transitions are only possible in the STMicroelectronics audited environment.

329 The TSF reduces the available features depending on the TOE configuration.

330 The customer can choose to disable irreversibly the Loading capability.

331 The customer can choose to enable or disable irreversibly the Secure Diagnostic capability. Only if the customer enables it, ST can exercise the Secure Diagnostic capability for quality investigation purpose with a secure protocol, in a secured environment.

6.4 Inter-TSF trusted channel (FTP_ITC.1) / Sdiag

332 In Secure Diagnostic volatile configuration, the System Firmware provides a secure channel to allow another IT product to operate a Secure Diagnostic transaction.

6.5 Audit review (FAU_SAR.1) / Sdiag

333 The System Firmware allows to read the Secure Diagnostic status (permanently disabled, permanently enabled, disabled but still configurable).

6.6 Stored data confidentiality (FDP_SDC.1)

334 The TSF ensures confidentiality of the User Data, thanks to the following features:

- Memories scrambling and encryption,
- MMF,
- LPU,
- Active shields.

6.7 Stored data integrity monitoring and action (FDP_SDI.2)

335 The TSF ensures integrity of the stored data, thanks to the following features:

- Memories EDC (Error Detecting Code) / ECC (Error Correcting Code),
- MMF,
- LPU.

6.8 Audit storage (FAU_SAS.1)

336 In User configuration, the TOE provides commands to store data and/or pre-personalisation data and/or supplements of the ES in the NVM. These commands are only available to authorized processes before delivery.

6.9 Resistance to physical attack (FPT_PHP.3)

337 The TSF ensures resistance to physical tampering, thanks to the following features:

- The TOE implements a set of countermeasures that reduce the exploitability of physical probing.
- The TOE is physically protected by active shields that command an automatic reaction on die integrity violation detection.

6.10 Basic internal transfer protection (FDP_ITT.1), Basic internal TSF data transfer protection (FPT_ITT.1) & Subset information flow control (FDP_IFC.1)

338 The TSF prevents the disclosure of internal and user data thanks to:

- Memories scrambling and encryption,
- Bus encryption,
- Mechanisms for operation execution concealment.

6.11 Random number generation (FCS_RNG.1)

339 The TSF provides true random numbers that can be qualified with the test metrics required by the [BSI-AIS20/AIS31](#) standard for a PTG.2 class device.

6.12 Cryptographic operation: DES operation (FCS_COP.1) / TDES

340 The TOE provides optionally an EDES+ accelerator that has the capability to perform Triple DES encryption and decryption in Electronic Code Book (ECB) and Cipher Block Chaining (CBC) modes conformant to [NIST SP 800-67](#) and [NIST SP 800-38A](#).

6.13 Cryptographic operation: AES operation (FCS_COP.1) / AES

341 The TOE provides optionally an AES accelerator allowing the following standard AES cryptographic operations for key sizes of 128, 192 and 256 bits, conformant to [FIPS PUB 197](#) with intrinsic counter-measures against attacks:

- cipher,
- inverse cipher.

342 The AES accelerator can operate in Electronic Code Book (ECB) and Cipher Block Chaining (CBC) modes.

6.14 Static attribute initialisation (FMT_MSA.3) / Memories

343 The TOE enforces a default memory management policy when none other is programmed by the ES.

6.15 Management of security attributes (FMT_MSA.1) / Memories & Specification of management functions (FMT_SMF.1) / Memories

344 The TOE provides a dynamic Memory Management Function (MMF) offering translation capability and protection with dedicated access permission to 16 different memory regions, that can be configured by the ES.

345 The Library Protection Unit (LPU) offers complementary memory protections, that can be configured in Admin configuration, in case the LPU is not reserved to ST.

6.16 Complete access control (FDP_ACC.2) / Memories & Security attribute based access control (FDP_ACF.1) / Memories

346 The TOE enforces the dynamic memory management policy for data access and code access thanks to a dynamic Memory Management Function (MMF) and a Library Protection Unit (LPU), programmed by the ES.

347 Overriding the MMF and LPU set of access rights, depending on the TOE configuration, the TOE enforces additional protections on specific parts of the memories.

6.17 Authentication Proof of Identity (FIA_API.1)

348 In Admin configuration, the System Firmware provides commands based on a cryptographic mechanism which allows another IT product to check that the TOE is a genuine TOE.

6.18 Inter-TSF trusted channel (FTP_ITC.1) / Loader, Basic data exchange confidentiality (FDP_UCT.1) / Loader, Data exchange integrity (FDP_UIT.1) / Loader & Audit storage (FAU_SAS.1) / Loader

349 In Admin configuration, the System Firmware provides a secure channel to allow another IT product to operate a maintenance transaction.

350 The ciphered data is automatically decrypted then stored in the requested memory.

351 A maintenance transaction can end only after a successful integrity check of the loaded data or an erase. The identification data associated with the memory update is automatically logged during the session,

6.19 Subset access control (FDP_ACC.1) / Loader & Security attribute based access control (FDP_ACF.1) / Loader

352 In Admin configuration, during a maintenance transaction, the System Firmware verifies if the Loader access conditions are satisfied and returns an error when this is not the case.

353 In particular, the additional memory update must be intended to be assembled with the memory update previously loaded.

6.20 Failure with preservation of secure state (FPT_FLS.1) / Loader

354 In Admin configuration, the System Firmware provides preservation of secure state by forcing a reset if an abnormal behavior is detected.
It also enforces that a maintenance transaction can only end when it is consistent or canceled by an erase.

6.21 Static attribute initialisation (FMT_MSA.3) / Loader

355 In Admin configuration, the System Firmware provides restrictive default values for the Flash Loader security attributes.

6.22 Management of security attributes (FMT_MSA.1) / Loader & Specification of management functions (FMT_SMF.1) / Loader

356 In Admin configuration, the System Firmware provides the capability for an authorized user to change part of the Flash Loader security attributes.

6.23 Security roles (FMT_SMR.1) / Loader

357 The System Firmware supports the assignment of roles to users through the assignment of different keys for the different roles. This allows to distinguish between the roles of ST Loader, User Loader, Secure Diagnostic, and Everybody.

6.24 Timing of identification (FIA_UID.1) / Loader & Timing of authentication (FIA_UAU.1) / Loader

358 The System Firmware identifies the user through the key selected for authentication. This is performed by verifying an encryption, thus preventing to unveil the key.

359 After this authentication, both parties share a session key.

360 A limited number of operations is allowed on behalf of the user before the user is identified and authenticated, such as boot, authentication and non-critical queries.

6.25 Audit review (FAU_SAR.1) / Loader

361 In Admin configuration, the System Firmware allows to read the product information and the identification data of all memory updates previously loaded on the TOE.

7 Identification

Table 13. TOE components

IC Maskset name	IC version	Product commercial name	Master identification number ⁽¹⁾	Firmware version
K450	C	ST54L	0x0276	3.2.2
		ST54LF	0x02AB	

1. Part of the product information.

Table 14. Guidance documentation

Component description	Reference	Version
NFC controller and secure element system in package - ST54L Datasheet	DS_ST54L	6
ST54L_SE OS developer's guide - User Manual	UM_ST54L_SE	4
ST54L_SE firmware V3 - User manual	UM_ST54L_SE_FWv3	3
Arm® Cortex-M35P Processor Technical Reference Manual	100883_0102_00_en	r1p2
Security guidance of the ST54L_SE secure MCU subsystem - Application note	AN_SECU_ST54L_SE	1.0
Random number generation V1.4 for ST54L_SE - User manual	UM_ST54L_SE_TRNG14	5

Table 15. Sites list

Site	Address	Activities ⁽¹⁾
AMTC / Toppan Dresden	Advanced Mask Technology Center Gmbh & Co KG Rahnitzer Allee 9 01109 Dresden Germany	MASK
ARDENTEC Taiwan T	Ardentec Corporation No.3, Gongye 3rd Rd., Hsin-Chu Industrial Park, Hukou Township, Hsinchu County 30351, Taiwan, R.O.C.	EWS
DNP	Dai Nippon printing Co Ltd. 2-2-1 KAMI-FUKUOKA, Fujimino-shi, Saitama, 356-8507 Japan	MASK

Table 15. Sites list (continued)

Site	Address	Activities ⁽¹⁾
DPE	Dai Printing Europe Via C. Olivetti, 2/A, I-20041 Agrate, Italy	MASK
Pantos	LX Pantos Logistics (HK) Co Ltd. Unit 1001, 10/F, Mapletree Logistics Hub, 30 Tsing Yi Road, Tsing Yi, N.T. Hong Kong	WHSD
ST AMK1	STMicroelectronics 5A Serangoon North Avenue 5 Singapore 554574	DEV
ST AMK6	STMicroelectronics 18 Ang Mo Kio Industrial park 2 Singapore 569505	WHS
ST Catania	STMicroelectronics Str. Primosole, 50, 95121 Catania, ITALY	DEV
ST Crolles	STMicroelectronics 850 rue Jean Monnet 38926 Crolles France	DEV FE MASK
ST Gardanne	CMP Georges Charpak 880 Avenue de Mimet 13541 Gardanne France	BE
ST Grenoble	STMicroelectronics 12 rue Jules Horowitz, BP 217 38019 Grenoble Cedex France	DEV
ST Ljubljana	STMicroelectronics d.o.o. Ljubljana Tehnoloski park 21, 1000 Ljubljana, Slovenia	DEV
ST Loyang	STMicroelectronics 7 Loyang Drive Singapore 508938	WHSD

Table 15. Sites list (continued)

Site	Address	Activities ⁽¹⁾
ST Palermo	STMicroelectronics Via Tommaso Marcellini, 8L, 90129 Palermo, ITALY	DEV
ST Rennes	STMicroelectronics 10 rue de Jouanet, ePark 35700 Rennes France	DEV
ST Rousset	STMicroelectronics 190 Avenue Célestin Coq, ZI, 13106 Rousset Cedex France	DEV EWS WHSD
ST Sophia	STMicroelectronics 635 route des lucioles 06560 Valbonne France	DEV
ST Toa Payoh	STMicroelectronics 629 Lorong 4/6 Toa Payoh Singapore 319521	EWS
ST Tunis	STMicroelectronics Elgazala Technopark, Raoued, Gouvernorat de l'Ariana, PB21, 2088 cedex, Ariana Tunisia	IT
TERADYNE	Teradyne 200 avenue Olivier Perroy Les portes de Rousset - Bâtiment C 13970 ROUSSET France	EWS
WINSTEK	Winstek Semiconductor Co., Ltd. No 176-5, 6 Luliakeng, 6th Ling, Qionglin, 307 Hsinchu County, Taiwan	BE

1. DEV = development, FE = front end manufacturing, EWS = electrical wafer sort and pre-perso, BE = back end manufacturing, MASK = mask preparation or mask manufacturing, WHS = internal warehouse, WHSD = warehouse for delivery, IT = Information Technology

8 References

Table 16. Common Criteria

Component description	Reference	Version
Common Criteria for Information Technology Security Evaluation - Part 1: Introduction and general model, April 2017	CCMB-2017-04-001 R5	3.1 Rev 5
Common Criteria for Information Technology Security Evaluation - Part 2: Security functional components, April 2017	CCMB-2017-04-002 R5	3.1 Rev 5
Common Criteria for Information Technology Security Evaluation - Part 3: Security assurance components, April 2017	CCMB-2017-04-003 R5	3.1 Rev 5

Table 17. Protection Profile

Component description	Reference	Version
Eurosmart - Security IC Platform Protection Profile with Augmentation Packages	BSI-CC-PP-0084-2014	1.0

Table 18. Other standards

Ref	Identifier	Description
[1]	BSI-AIS20/AIS31	A proposal for: Functionality classes for random number generators, W. Killmann & W. Schindler BSI, Version 2.0, 18-09-2011
[2]	NIST SP 800-67	NIST SP 800-67, Recommendation for the Triple Data Encryption Algorithm (TDEA) Block Cipher, revised January 2012, National Institute of Standards and Technology
[3]	FIPS PUB 197	FIPS PUB 197, Advanced Encryption Standard (AES), National Institute of Standards and Technology, U.S. Department of Commerce, November 2001
[4]	ISO/IEC 9796-2	ISO/IEC 9796, Information technology - Security techniques - Digital signature scheme giving message recovery - Part 2: Integer factorization based mechanisms, ISO, 2002
[5]	NIST SP 800-38A	NIST SP 800-38A Recommendation for Block Cipher Modes of Operation, 2001, with Addendum Recommendation for Block Cipher Modes of Operation: Three Variants of Ciphertext Stealing for CBC Mode, October 2010
[6]	ISO/IEC 14888	ISO/IEC 14888, Information technology - Security techniques - Digital signatures with appendix - Part 1: General (1998), Part 2: Identity-based mechanisms (1999), Part 3: Certificate based mechanisms (2006), ISO

Table 18. Other standards

Ref	Identifier	Description
[7]	AUG	Smartcard Integrated Circuit Platform Augmentations, Atmel, Hitachi Europe, Infineon Technologies, Philips Semiconductors, Version 1.0, March 2002.
[8]	IEEE 1363-2000	IEEE 1363-2000, Standard Specifications for Public Key Cryptography, IEEE, 2000
[9]	IEEE 1363a-2004	IEEE 1363a-2004, Standard Specifications for Public Key Cryptography - Amendment 1:Additional techniques, IEEE, 2004
[10]	PKCS #1 V2.1	PKCS #1 V2.1 RSA Cryptography Standard, RSA Laboratories, June 2002
[11]	MOV 97	Alfred J. Menezes, Paul C. van Oorschot and Scott A. Vanstone, Handbook of Applied Cryptography, CRC Press, 1997
[12]	JIL-Post-Deliv-Load	Security requirements for post-delivery code loading, JIL, Version 1.0, February 2016
[13]	ANSSI-CC-CER/F/06.003	PP0084: Interpretations, ANSSI, June 2016 (not publicly available)

Appendix A Glossary

A.1 Terms

Additional Code

From the loader perspective, **code activated by the Atomic Activation on the Initial TOE to generate the final TOE. For instance, Additional Code could: correct flaws, add new functionalities, update the operating system...** An Additional Code is a particular « memory image » that has been activated in an authorized way on behalf of the TOE owner.

Atomic activation

The Loader guarantees at activation time that the loaded Additional Code is activated and that the Identification Data of the TOE are updated. This functionality is called Atomic Activation. If the Atomic Activation is successful, then the resulting product is the Final TOE, otherwise (in case of interruption or incident which prevents the forming of the Final TOE), the Initial TOE shall remain in its initial state or fail secure.

Authorized user

A user who may, in accordance with the TSP, perform an operation.

Composite product

Security IC product which includes the Security Integrated Circuit (i.e. the TOE) and the Embedded Software and is evaluated as composite target of evaluation.

End-consumer

User of the Composite Product in Phase 7.

Final TOE

From the loader perspective, **the Final TOE is generated from the Initial TOE and the Additional Code. It is the resulting product of the Atomic Activation of the Additional Code onto the Initial TOE.** Here the term TOE denotes the TOE itself as well as the composite TOE considered as a memory image which both may be maintained by a maintenance transaction.

IC Dedicated Software

IC proprietary software embedded in a Security IC (also known as IC firmware) and developed by **ST**. Such software is required for testing purpose (IC Dedicated Test Software) but may provide additional services to facilitate usage of the hardware and/or to provide additional services (IC Dedicated Support Software).

IC Dedicated Test Software

That part of the IC Dedicated Software which is used to test the TOE before TOE Delivery but which does not provide any functionality thereafter.

IC developer

Institution (or its agent) responsible for the IC development.

IC manufacturer

Institution (or its agent) responsible for the IC manufacturing, testing, and pre-personalization.

IC packaging manufacturer

Institution (or its agent) responsible for the IC packaging and testing.

Initial TOE

From the loader perspective, the Initial TOE is the product on which the Additional Code is loaded and with the Loader as part of the embedded software. Here the term TOE denotes the TOE itself as well as the composite TOE which both may be maintained by loading of an additional memory image.

Initialisation data

Initialisation Data defined by the TOE Manufacturer to identify the TOE and to keep track of the Security IC's production and further life-cycle phases are considered as belonging to the TSF data. These data are for instance used for traceability and for TOE identification (identification data). If "Package Authentication of the Security IC" is used the Initialisation data contain the confidential authentication verification data of the IC. If the "Package 2: Loader dedicated for usage by authorized users only" may contain the authentication verification data or key material for the trusted channel between the TOE and the authorized users using the Loader.

Integrated Circuit (IC)

Electronic component(s) designed to perform processing and/or memory functions.

Loader

The Loader is the software developed by the Product Manufacturer. It is used to load and activate the Additional Code into the Product FLASH memory. The Loader is included in the dedicated software and is part of the TOE.

Maintenance transaction

Modification of an initial memory image by an additional memory image resulting in a final memory image.

Memory image

Set of mappings of memory addresses onto data.

Object

An entity within the TSC that contains or receives information and upon which subjects perform operations.

Packaged IC

Security IC embedded in a physical package such as micromodules, DIPs, SOICs or TQFPs.

Pre-personalization data

Any data supplied by the Card Manufacturer that is injected into the non-volatile memory by the Integrated Circuits manufacturer (Phase 3). These data are for instance used for traceability and/or to secure shipment between phases. If "Package 2: Loader dedicated for usage by authorized users only" is used the Prepersonalisation Data may contain the authentication reference data or key material for the trusted channel between the TOE and the authorized users using the Loader.

Secret

Information that must be known only to authorized users and/or the TSF in order to enforce a specific SFP.

Security IC

Composition of the TOE, the Security IC Embedded Software, User Data, and the package.

Security IC Embedded Software (ES)

Software embedded in the Security IC and not developed by the IC designer. The Security IC Embedded Software is designed in Phase 1 and embedded into the Security IC in Phase 3 or in later phases of the Security IC product life-cycle.

Some part of that software may actually implement a Security IC application others may provide standard services. Nevertheless, this distinction doesn't matter here so that the Security IC Embedded Software can be considered as being application dependent whereas the IC Dedicated Software is definitely not.

Security IC embedded software (ES) developer

Institution (or its agent) responsible for the security IC embedded software development and the specification of IC pre-personalization requirements, if any.

Security attribute

Information associated with subjects, users and/or objects that is used for the enforcement of the TSP.

Sensitive information

Any information identified as a security relevant element of the TOE such as:

- the application data of the TOE (such as IC pre-personalization requirements, IC and system specific data),
- the security IC embedded software,
- the IC dedicated software,
- the IC specification, design, development tools and technology.

Smartcard

A card according to ISO 7816 requirements which has a non volatile memory and a processing unit embedded within it.

Subject

An entity within the TSC that causes operations to be performed.

Test features

All features and functions (implemented by the IC Dedicated Software and/or hardware) which are designed to be used before TOE Delivery only and delivered as part of the TOE.

TOE Delivery

The period when the TOE is delivered which is after **Phase 4 in this Security target**.

TSF data

Data for the operation of the TOE upon which the enforcement of the SFR relies. They are created by and for the TOE, that might affect the operation of the TOE. This includes information about the TOE's configuration, if any is coded in non-volatile non-programmable memories (ROM), in non-volatile programmable memories (for instance EEPROM or flash memory), in specific circuitry or a combination thereof.

User

Any entity (human user or external IT entity) outside the TOE that interacts with the TOE.

User data of the Composite TOE

All data managed by the Smartcard Embedded Software in the application context.

User data of the TOE

Data for the user of the TOE, that does not affect the operation of the TSF. From the point of view of TOE defined in this PP the user data comprises the Security IC Embedded Software and the user data of the Composite TOE.

A.2 Abbreviations

Table 19. List of abbreviations

Term	Meaning
AIS	Application notes and Interpretation of the Scheme (BSI).
ANSSI	Agence National de la Sécurité des Systèmes d'Information
BE	Back End manufacturing.
BSI	Bundesamt für Sicherheit in der Informationstechnik.
CBC	Cipher Block Chaining.
CC	Common Criteria Version 3.1. R5.
CPU	Central Processing Unit.
CRC	Cyclic Redundancy Check.
DCSSI	Direction Centrale de la Sécurité des Systèmes d'Information.
DES	Data Encryption Standard.
DEV	Development.
DIP	Dual-In-Line Package.
EAL	Evaluation Assurance Level.
ECB	Electronic Code Book.
EDES	Enhanced DES.
ES	Security IC Embedded Software.
EWS	Electrical Wafer Sort.
FE	Front End manufacturing.
FIPS	Federal Information Processing Standard.
I/O	Input / Output.
IC	Integrated Circuit.
ISO	International Standards Organisation.
IT	Information Technology.
JIL	Joint Interpretation Library
LPU	Library Protection Unit.
MASK	Mask manufacturing.
MMF	Memory Management Function.
NESCRYPT	Next Step Cryptography Accelerator.
NIST	National Institute of Standards and Technology.
NVM	Non Volatile Memory.
OSP	Organisational Security Policy.

Table 19. List of abbreviations (continued)

Term	Meaning
OST	Operating System for Test.
PP	Protection Profile.
PUB	Publication Series.
RAM	Random Access Memory.
RF	Radio Frequency.
ROM	Read Only Memory.
RSA	Rivest, Shamir & Adleman.
SAR	Security Assurance Requirement.
SFP	Security Function Policy.
SFR	Security Functional Requirement.
SOIC	Small Outline IC.
ST	Context dependent : STMicroelectronics or Security Target.
TOE	Target of Evaluation.
TQFP	Thin Quad Flat Package.
TRNG	True Random Number Generator.
TSC	TSF Scope of Control.
TSF	TOE Security Functionality.
TSFI	TSF Interface.
TSP	TOE Security Policy.
TSS	TOE Summary Specification.
WHS	Warehouse.
WHSD	Warehouse for Delivery.

IMPORTANT NOTICE – PLEASE READ CAREFULLY

STMicroelectronics NV and its subsidiaries (“ST”) reserve the right to make changes, corrections, enhancements, modifications, and improvements to ST products and/or to this document at any time without notice. Purchasers should obtain the latest relevant information on ST products before placing orders. ST products are sold pursuant to ST’s terms and conditions of sale in place at the time of order acknowledgement.

Purchasers are solely responsible for the choice, selection, and use of ST products and ST assumes no liability for application assistance or the design of Purchasers’ products.

No license, express or implied, to any intellectual property right is granted by ST herein.

Resale of ST products with provisions different from the information set forth herein shall void any warranty granted by ST for such product.

ST and the ST logo are trademarks of ST. For additional information about ST trademarks, please refer to www.st.com/trademarks. All other product or service names are the property of their respective owners.

Information in this document supersedes and replaces information previously supplied in any prior versions of this document.

© 2025 STMicroelectronics – All rights reserved